

2019

Life in Hampton Roads Survey Press Release #6: Transportation

Social Science Research Center

Follow this and additional works at: https://digitalcommons.odu.edu/ssrc_lihr



Part of the [Community-Based Research Commons](#), [Place and Environment Commons](#), [Quantitative, Qualitative, Comparative, and Historical Methodologies Commons](#), [Regional Sociology Commons](#), [Social Statistics Commons](#), and the [Transportation Commons](#)

Repository Citation

Social Science Research Center, "Life in Hampton Roads Survey Press Release #6: Transportation" (2019). *Life in Hampton Roads Survey Report*. 40.
https://digitalcommons.odu.edu/ssrc_lihr/40

This Report is brought to you for free and open access by the Social Science Research Center at ODU Digital Commons. It has been accepted for inclusion in Life in Hampton Roads Survey Report by an authorized administrator of ODU Digital Commons. For more information, please contact digitalcommons@odu.edu.



Transportation

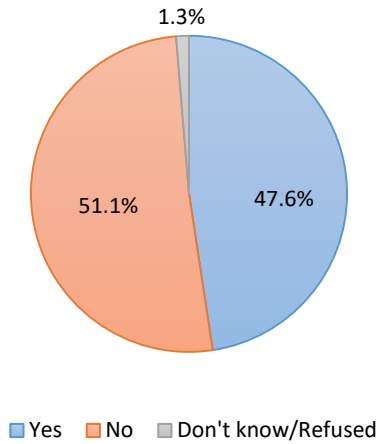
Every day, people traverse the eleven bridges and five tunnels in the Hampton Roads area, commuting for work, family, and other activities. The 2019 Life in Hampton Roads survey asked residents of the Hampton Roads area about their commute times and opinions on bridge and tunnels.

Hampton Roads residents report fairly consistent numbers in average commute times to work or school since 2015, varying between 18 and 24 minutes. In 2015, the average commute times was 20 minutes and then decreased in 2016 to 18.1 minutes. In 2017, the reported commute time to school or work was 19.2 minutes, a slight increase over the previous year and that number increased again slightly in 2018 to an average commute time of 21.5 minutes. This year's average commute time saw a slight decrease back down to 20.0 minutes.

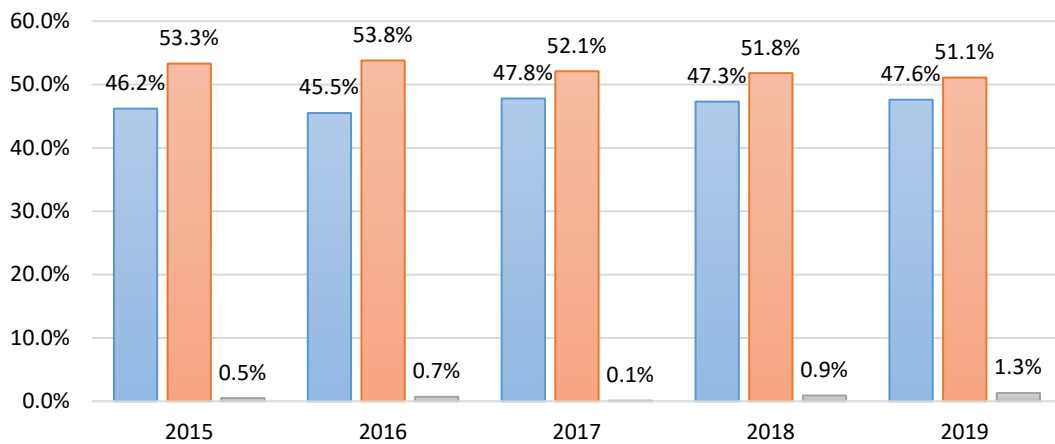
Perception of Tolls

The Life in Hampton Roads survey asked residents within the past month, if they avoided visiting a business in a neighboring city due to tolls on the bridges or tunnels. Nearly half of the respondents (47.6%) said that they did avoid visiting neighboring cities due to tolls, while 51.1 percent did not. These percentages are consistent with previous years' data.

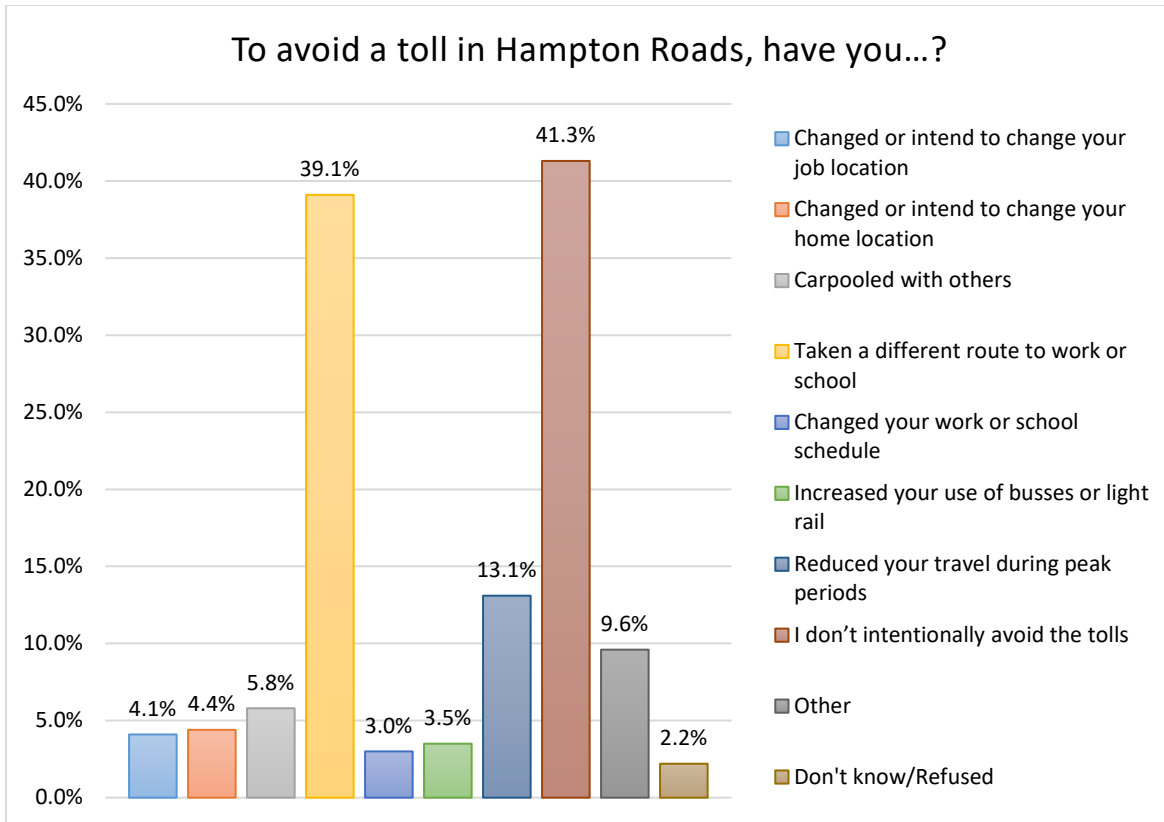
Within the past month, did you avoid visiting a business in a neighboring city due to tolls on the bridges or tunnels?



Within the past month, did you avoid visiting a business in a neighboring city due to tolls on the bridges or tunnels?



The survey respondents were asked about what actions they have taken, if any, to avoid tolls in Hampton Roads and over forty percent (41.3%) stated that they do not intentionally avoid the tolls. Of those who said they do avoid the tolls, the most common response (39.1%) was that respondents took a different route to school or work. Another 13.1 percent of respondents said they reduced their travel during peak periods.



The Life in Hampton Roads Data report and press releases will be placed on the Social Science Research Center website as they are released (<http://www.odu.edu/al/centers/ssrc>). Follow-up questions about the 2019 Life in Hampton Roads survey should be addressed to:

Tancy Vandecar-Burdin, PhD
 Director
 The Social Science Research Center
 Old Dominion University
 757-683-3802 (office)
tvandeca@odu.edu