

11-2010

# Tensor Correlations Measured in $^3\text{He}(e,e' pp)n$

H. Baghdasaryan  
*Old Dominion University*

L. B. Weinstein  
*Old Dominion University, lweinste@odu.edu*

J. M. Laget

K. P. Adhikarii  
*Old Dominion University*

M. Aghasyan

*See next page for additional authors*

Follow this and additional works at: [https://digitalcommons.odu.edu/physics\\_fac\\_pubs](https://digitalcommons.odu.edu/physics_fac_pubs)

 Part of the [Nuclear Commons](#)

## Repository Citation

Baghdasaryan, H.; Weinstein, L. B.; Laget, J. M.; Adhikarii, K. P.; Aghasyan, M.; Amarian, M.; Anghinolfi, M.; Avakian, H.; Ball, J.; Battaglieri, M.; Bennett, R. P.; Bültmann, S.; Dodge, G. E.; Hyde, C. E.; Klein, A.; Kuhn, S. E.; Mayer, M.; Nepali, C.; Sabatié, F.; Seraydaryan, H.; and Zhao, Z. W., "Tensor Correlations Measured in  $^3\text{He}(e,e' pp)n$ " (2010). *Physics Faculty Publications*. 93. [https://digitalcommons.odu.edu/physics\\_fac\\_pubs/93](https://digitalcommons.odu.edu/physics_fac_pubs/93)

## Original Publication Citation

Baghdasaryan, H., Weinstein, L. B., Laget, J. M., Adhikari, K. P., Aghasyan, M., Amarian, M., . . . Zhao, Z. W. (2010). Tensor correlations measured in  $^3\text{He}(e,e' pp)n$ . *Physical Review Letters*, 105(22), 222501. doi:10.1103/PhysRevLett.105.222501

---

**Authors**

H. Baghdasaryan, L. B. Weinstein, J. M. Laget, K. P. Adhikarii, M. Aghasyan, M. Amarian, M. Anghinolfi, H. Avakian, J. Ball, M. Battaglieri, R. P. Bennett, S. Bültmann, G. E. Dodge, C. E. Hyde, A. Klein, S. E. Kuhn, M. Mayer, C. Nepali, F. Sabatié, H. Seraydaryan, and Z. W. Zhao

## Tensor Correlations Measured in ${}^3\text{He}(e, e'pp)n$

H. Baghdasaryan,<sup>26,\*</sup> L. B. Weinstein,<sup>26,†</sup> J. M. Laget,<sup>32</sup> K. P. Adhikari,<sup>26</sup> M. Aghasyan,<sup>15</sup> M. Amarian,<sup>26</sup> M. Anghinolfi,<sup>16</sup> H. Avakian,<sup>32,15</sup> J. Ball,<sup>6</sup> M. Battaglieri,<sup>16</sup> I. Bedlinskiy,<sup>19</sup> R. P. Bennett,<sup>26</sup> B. L. Berman,<sup>13</sup> A. S. Biselli,<sup>10,27</sup> C. Bookwalter,<sup>12</sup> W. J. Briscoe,<sup>13</sup> W. K. Brooks,<sup>34,32</sup> S. Bültmann,<sup>26</sup> V. D. Burkert,<sup>32</sup> D. S. Carman,<sup>32</sup> V. Crede,<sup>12</sup> A. D'Angelo,<sup>17,29</sup> A. Daniel,<sup>25</sup> N. Dashyan,<sup>38</sup> R. De Vita,<sup>16</sup> E. De Sanctis,<sup>15</sup> A. Deur,<sup>32</sup> B. Dey,<sup>4</sup> R. Dickson,<sup>4</sup> C. Djalali,<sup>31</sup> G. E. Dodge,<sup>26</sup> D. Doughty,<sup>7,32</sup> R. Dupre,<sup>1</sup> H. Egiyan,<sup>23,37</sup> A. El Alaoui,<sup>1</sup> L. El Fassi,<sup>1</sup> P. Eugenio,<sup>12</sup> S. Fegan,<sup>35</sup> M. Y. Gabrielyan,<sup>11</sup> G. P. Gilfoyle,<sup>28</sup> K. L. Giovanetti,<sup>20</sup> W. Gohn,<sup>8</sup> R. W. Gothe,<sup>31</sup> K. A. Griffioen,<sup>37</sup> M. Guidal,<sup>18</sup> L. Guo,<sup>11</sup> V. Gyurjyan,<sup>32</sup> H. Hakobyan,<sup>34,38</sup> C. Hanretty,<sup>12</sup> C. E. Hyde,<sup>26</sup> K. Hicks,<sup>25</sup> M. Holtrop,<sup>23</sup> Y. Ilieva,<sup>31</sup> D. G. Ireland,<sup>35</sup> K. Joo,<sup>8,36</sup> D. Keller,<sup>25</sup> M. Khandaker,<sup>24</sup> P. Khetarpal,<sup>27</sup> A. Kim,<sup>21</sup> W. Kim,<sup>21</sup> A. Klein,<sup>26</sup> F. J. Klein,<sup>5,32</sup> P. Konczykowski,<sup>6</sup> V. Kubarovsky,<sup>32</sup> S. E. Kuhn,<sup>26</sup> S. V. Kuleshov,<sup>34,19</sup> V. Kuznetsov,<sup>21</sup> N. D. Kvaltine,<sup>36</sup> K. Livingston,<sup>35</sup> H. Y. Lu,<sup>4</sup> I. J. D. MacGregor,<sup>35</sup> N. Markov,<sup>8</sup> M. Mayer,<sup>26</sup> J. McAndrew,<sup>9</sup> B. McKinnon,<sup>35</sup> C. A. Meyer,<sup>4</sup> K. Mikhailov,<sup>19</sup> V. Mokeev,<sup>30,32</sup> B. Moreno,<sup>6</sup> K. Moriya,<sup>4</sup> B. Morrison,<sup>2</sup> H. Moutarde,<sup>6</sup> E. Munevar,<sup>13</sup> P. Nadel-Turonski,<sup>32</sup> C. Nepali,<sup>26</sup> S. Niccolai,<sup>18</sup> G. Niculescu,<sup>20,25</sup> I. Niculescu,<sup>20,13</sup> M. Osipenko,<sup>16</sup> A. I. Ostrovidov,<sup>12</sup> R. Paremuzyan,<sup>38</sup> K. Park,<sup>32,21</sup> S. Park,<sup>12</sup> E. Pasyuk,<sup>32,2</sup> S. Anefalos Pereira,<sup>15</sup> S. Pisano,<sup>18</sup> O. Pogorelko,<sup>19</sup> S. Pozdniakov,<sup>19</sup> J. W. Price,<sup>3</sup> S. Procureur,<sup>6</sup> D. Protopopescu,<sup>35</sup> G. Ricco,<sup>16</sup> M. Ripani,<sup>16</sup> G. Rosner,<sup>35</sup> P. Rossi,<sup>15</sup> F. Sabatié,<sup>6,26</sup> C. Salgado,<sup>24</sup> R. A. Schumacher,<sup>4</sup> H. Seraydaryan,<sup>26</sup> G. D. Smith,<sup>35</sup> D. I. Sober,<sup>5</sup> D. Sokhan,<sup>18</sup> S. S. Stepanyan,<sup>21</sup> S. Stepanyan,<sup>32</sup> P. Stoler,<sup>27</sup> S. Strauch,<sup>31</sup> M. Taiuti,<sup>16</sup> W. Tang,<sup>25</sup> C. E. Taylor,<sup>14</sup> D. J. Tedeschi,<sup>31</sup> M. Ungaro,<sup>8</sup> M. F. Vineyard,<sup>33,28</sup> E. Voutier,<sup>22</sup> D. P. Watts,<sup>9</sup> D. P. Weygand,<sup>32</sup> M. H. Wood,<sup>39</sup> B. Zhao,<sup>37</sup> and Z. W. Zhao<sup>36</sup>

(CLAS Collaboration)

<sup>1</sup>Argonne National Laboratory, Argonne, Illinois 60441, USA

<sup>2</sup>Arizona State University, Tempe, Arizona 85287-1504, USA

<sup>3</sup>California State University, Dominguez Hills, Carson, California 90747, USA

<sup>4</sup>Carnegie Mellon University, Pittsburgh, Pennsylvania 15213, USA

<sup>5</sup>Catholic University of America, Washington, D.C. 20064, USA

<sup>6</sup>CEA, Centre de Saclay, Irfu/Service de Physique Nucléaire, 91191 Gif-sur-Yvette, France

<sup>7</sup>Christopher Newport University, Newport News, Virginia 23606, USA

<sup>8</sup>University of Connecticut, Storrs, Connecticut 06269, USA

<sup>9</sup>Edinburgh University, Edinburgh EH9 3JZ, United Kingdom

<sup>10</sup>Fairfield University, Fairfield, Connecticut 06824, USA

<sup>11</sup>Florida International University, Miami, Florida 33199, USA

<sup>12</sup>Florida State University, Tallahassee, Florida 32306, USA

<sup>13</sup>The George Washington University, Washington, D.C. 20052, USA

<sup>14</sup>Idaho State University, Pocatello, Idaho 83209, USA

<sup>15</sup>INFN, Laboratori Nazionali di Frascati, 00044 Frascati, Italy

<sup>16</sup>INFN, Sezione di Genova, 16146 Genova, Italy

<sup>17</sup>INFN, Sezione di Roma Tor Vergata, 00133 Rome, Italy

<sup>18</sup>Institut de Physique Nucléaire Orsay, Orsay, France

<sup>19</sup>Institute of Theoretical and Experimental Physics, Moscow, 117259, Russia

<sup>20</sup>James Madison University, Harrisonburg, Virginia 22807, USA

<sup>21</sup>Kyungpook National University, Daegu 702-701, Republic of Korea

<sup>22</sup>LPSC, Université Joseph Fourier, CNRS/IN2P3, INPG, Grenoble, France

<sup>23</sup>University of New Hampshire, Durham, New Hampshire 03824-3568, USA

<sup>24</sup>Norfolk State University, Norfolk, Virginia 23504, USA

<sup>25</sup>Ohio University, Athens, Ohio 45701, USA

<sup>26</sup>Old Dominion University, Norfolk, Virginia 23529, USA

<sup>27</sup>Rensselaer Polytechnic Institute, Troy, New York 12180-3590, USA

<sup>28</sup>University of Richmond, Richmond, Virginia 23173, USA

<sup>29</sup>Università di Roma Tor Vergata, 00133 Rome, Italy

<sup>30</sup>Skobeltsyn Nuclear Physics Institute, 119899 Moscow, Russia

<sup>31</sup>University of South Carolina, Columbia, South Carolina 29208, USA

<sup>32</sup>Thomas Jefferson National Accelerator Facility, Newport News, Virginia 23606, USA

<sup>33</sup>Union College, Schenectady, New York 12308, USA

<sup>34</sup>Universidad Técnica Federico Santa María, Casilla 110-V Valparaíso, Chile

<sup>35</sup>University of Glasgow, Glasgow G12 8QQ, United Kingdom<sup>36</sup>University of Virginia, Charlottesville, Virginia 22901, USA<sup>37</sup>College of William and Mary, Williamsburg, Virginia 23187-8795, USA<sup>38</sup>Yerevan Physics Institute, 375036 Yerevan, Armenia<sup>39</sup>Canisius College, Buffalo, New York 14208, USA

(Received 17 August 2010; published 24 November 2010)

We have measured the  ${}^3\text{He}(e, e'pp)n$  reaction at an incident energy of 4.7 GeV over a wide kinematic range. We identified spectator correlated  $pp$  and  $pn$  nucleon pairs by using kinematic cuts and measured their relative and total momentum distributions. This is the first measurement of the ratio of  $pp$  to  $pn$  pairs as a function of pair total momentum  $p_{\text{tot}}$ . For pair relative momenta between 0.3 and 0.5 GeV/ $c$ , the ratio is very small at low  $p_{\text{tot}}$  and rises to approximately 0.5 at large  $p_{\text{tot}}$ . This shows the dominance of tensor over central correlations at this relative momentum.

DOI: 10.1103/PhysRevLett.105.222501

PACS numbers: 21.45.-v, 25.30.Dh

In order to understand the structure of the nucleus, we need to understand both the independent motion of individual nucleons and the corrections to that simple picture. Single nucleon momentum distributions have been measured in electron-proton knockout reactions ( $e, e'p$ ) and are reasonably well understood [1–3]. However, only about 70% of the naively expected number of protons are seen. The missing 30% are presumably due to nucleons in short range and long range correlations.

These nucleon-nucleon ( $NN$ ) correlations are the next important ingredient. A  ${}^{12}\text{C}(p, ppn)$  experiment [4] found that low momentum neutrons,  $p_n < 0.22$  GeV/ $c$ , were emitted isotropically but that high momentum neutrons were emitted opposite to the struck proton's missing momentum  $\vec{p}_{\text{miss}}$  and were therefore the correlated partner of the struck protons.

Measurements of the cross section ratios of inclusive electron scattering from nuclei relative to deuterium,  $\sigma[A(e, e')]/\sigma[d(e, e')]$ , together with calculations of deuterium show that the momentum distributions for  $p > 0.25$  GeV/ $c$  have the same shape for all nuclei and that nucleons have between a 5% and a 25% probability of being part of a correlated pair [5–8].

Thus, when a nucleon has low momentum  $p < p_{\text{fermi}}$ , its momentum is balanced by the rest of the nucleus; however, when  $p > p_{\text{fermi}}$ , its momentum is almost always balanced by only one other nucleon, and the two nucleons form a correlated pair. These correlated pairs are responsible for the high momentum parts of the nuclear wave function [7]. Note that these correlations can be caused by either the central ( $L = 0$ ) or the tensor ( $L = 2$ ) parts of the  $NN$  force.

Nucleons in nuclei overlap each other a significant fraction of the time. These high momentum correlated pairs should be at significantly higher local density than the nuclear average. Thus, understanding correlated  $NN$  pairs will improve our understanding of cold dense nuclear matter, neutron stars [9], and the EMC effect [10].

Recent measurements of direct two-nucleon knockout from carbon using protons [11] and electrons [12,13] have

shown that the removal of a proton from the nucleus with  $0.275 < p_{\text{miss}} < 0.550$  GeV/ $c$  is almost always accompanied by the emission of a correlated nucleon that carries momentum roughly equal and opposite to  $\vec{p}_{\text{miss}}$  and that this nucleon is almost always a neutron. Quantitative interpretations are complicated by the presence of other effects, including final state interactions and two-body currents such as meson exchange currents, which add coherently to the correlations signal [14].

A recent measurement of  ${}^3\text{He}(e, e'pp)n$  [15] isolated the  $NN$  correlated pairs by knocking out the third nucleon and observing the momenta of the spectator nucleons. Because the virtual photon was absorbed on the third nucleon, the correlated pairs were spectators, and thus the effects of two-body currents were negligible. However, the continuum interaction of the spectator pair significantly reduced the cross sections and therefore complicated the theoretical calculations [16–18]. Thus, this type of measurement complements the direct knockout measurements.

This Letter reports new  ${}^3\text{He}(e, e'pp)n$  results at higher energy and momentum transfer that provide a cleaner measurement of two-nucleon relative and total momentum distributions.

We measured  ${}^3\text{He}(e, e'pp)n$  at Jefferson Lab in 2002 by using a 100% duty factor, 5–10 nA beam of 4.7 GeV electrons incident on a 5-cm liquid  ${}^3\text{He}$  target. We detected the outgoing charged particles in the Continuous Electron Beam Accelerator Facility Large Acceptance Spectrometer (CLAS) [19].

CLAS uses a toroidal magnetic field and six sets of drift chambers, time-of-flight scintillation counters, and electromagnetic calorimeters covering polar angles from  $8^\circ$  to  $140^\circ$  with the azimuthal acceptance ranging from 50% to 80%. The electromagnetic calorimeter was used for the electron trigger with a threshold of  $\approx 0.9$  GeV. Regions of nonuniform detector response were excluded by software cuts, while acceptance and tracking efficiencies were estimated by using GSIM, the CLAS GEANT Monte Carlo simulation. Protons were detected down to  $p_p \geq 0.25$  GeV/ $c$ .  $H(e, e'p)$  was measured and compared to the world's data

[20] to determine our electron and proton detection efficiencies [21].

We identified electrons by using the energy deposited in the electromagnetic calorimeter and protons by using time of flight. We identified the neutron by using missing mass to select  ${}^3\text{He}(e, e'pp)n$  events. Figure 1 shows the electron kinematics ( $Q^2 = \vec{q}^2 - \omega^2$ , where  $\omega$  is the energy transfer and  $\vec{q}$  is the three-momentum transfer) and missing mass distribution. For  ${}^3\text{He}(e, e'pp)n$  events, the momentum transfer  $Q^2$  peaks at around 1.5 (GeV/c) $^2$ .  $\omega$  is concentrated slightly above but close to quasielastic kinematics ( $\omega \approx Q^2/2m_p$ ).

To understand the energy sharing in the reaction, we plotted the lab frame kinetic energy of the first proton divided by the energy transfer ( $T_{p1}/\omega$ ) versus that of the second proton ( $T_{p2}/\omega$ ) for events with nucleon momenta  $p_p$  and  $p_n > 0.25$  GeV/c [see Fig. 2(a)]. (The assignment of protons 1 and 2 is arbitrary. Events with  $T_{p1}/\omega + T_{p2}/\omega > 1$  are nonphysical and are due to the experimental resolution.) There are three peaks at the three corners of the plot, corresponding to events where two nucleons each have less than 20% of  $\omega$  and the third “leading” nucleon has the remainder. We selected these peaks, which are more prominent than in Ref. [15].

Figure 2(b) shows the opening angle for  $pn$  pairs with a leading proton (the  $pp$  pair opening angle is almost identical). Note the large peak at 180°. The peak is not due to the cuts, since we do not see it in a simulation of three-body absorption of the virtual photon followed by phase space decay [22]. It is also not due to the CLAS acceptance since we see it for both  $pp$  and  $pn$  pairs. This back-to-back peak is a very strong indication of correlated  $NN$  pairs.

Now that we have identified correlated pairs, we want to study them. To reduce the effects of final state rescattering, we required the perpendicular momentum (relative to  $\vec{q}$ ) of the leading nucleon  $p_{\text{leading}}^\perp < 0.3$  GeV/c. The resulting  $NN$  pair opening angle distribution is almost entirely

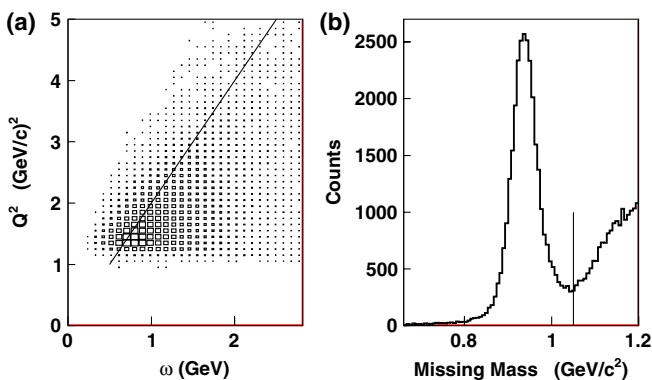


FIG. 1 (color online). (a)  $Q^2$  vs  $\omega$  for  ${}^3\text{He}(e, e'pp)n$  events. The line shows the quasielastic condition  $\omega = Q^2/2m_p$ . Note the large acceptance. (b) Missing mass for  ${}^3\text{He}(e, e'pp)n$ . The vertical line indicates the neutron missing mass cut.

back-to-back [see Fig. 2(b)]. The neutron of the  $pn$  pair is distributed almost isotropically with respect to  $\vec{q}$ . The pair average total momentum parallel to  $\vec{q}$  ( $\sim 0.1$  GeV/c) is also much smaller than the average momentum transfer ( $\sim 1.6$  GeV/c). These show that the  $NN$  pairs are predominantly spectators and that their measured momentum distribution reflects their initial momentum distribution.

The resulting lab frame relative  $\vec{p}_{\text{rel}} = (\vec{p}_1 - \vec{p}_2)/2$  and total  $\vec{p}_{\text{tot}} = \vec{p}_1 + \vec{p}_2$  momenta of the  $NN$  pairs are shown in Fig. 3. The cross sections are corrected for radiative effects and tracking efficiency and then integrated over the experimental acceptance [21]. The systematic uncertainty is 15%, primarily due to the uncertainty in the low momentum proton detection efficiency.

The  $pp$  and  $pn$  pair momentum distributions are similar to each other. The  $p_{\text{rel}}$  distributions rise rapidly starting at  $\approx 0.25$  GeV/c (since the  $NN$  pair is predominantly back-to-back and  $p_N \geq 0.25$  GeV/c), peak at  $\approx 0.4$  GeV/c, and have a tail extending to  $\approx 0.7$  GeV/c. The  $p_{\text{tot}}$  distributions rise rapidly from zero, peak at  $\approx 0.25$  GeV/c, and fall rapidly. Both distributions have an upper limit determined by the cut  $T_N/\omega \leq 0.2$ . These distributions are also similar for both data sets ( $Q^2 \sim 0.7$  [15] and 1.5 GeV $^2$ ). The  $Q^2 \sim 1.5$  GeV $^2$   $pp$   $p_{\text{rel}}$  distribution peaks at slightly larger momentum than either the  $pn$  or lower  $Q^2$  data.

We compared our data to a one-body calculation by Golak, integrated over the experimental acceptance, that includes an “exact” calculation of the fully correlated initial state wave function (wf), absorption of the virtual photon by the leading nucleon, and exact calculations of the continuum wf of the spectator  $NN$  pair [23]. The calculation does not treat the rescattering of the leading nucleon. Including the continuum wf of the  $NN$  pair (i.e., not treating those two outgoing nucleons as plane

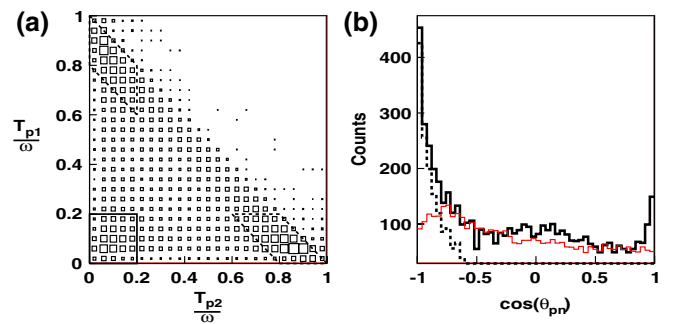


FIG. 2 (color online). (a)  ${}^3\text{He}(e, e'pp)n$  lab frame “Dalitz plot.”  $T_{p1}/\omega$  vs  $T_{p2}/\omega$  for events with  $p_n > 0.25$  GeV/c. The solid lines indicate the “leading  $n$  plus  $pp$  pair,” and the dashed lines indicate the “leading  $p$  plus  $pn$  pair” selection cuts. (b) The cosine of the  $pn$  lab frame opening angle for events with a leading  $p$  and a  $pn$  pair. The thick solid line shows the uncut data, the dashed line shows the data cut on  $p_{\text{leading}}^\perp < 0.3$  GeV/c, and the thin solid line (color online) shows the uncut three-body absorption simulation (with arbitrary normalization).

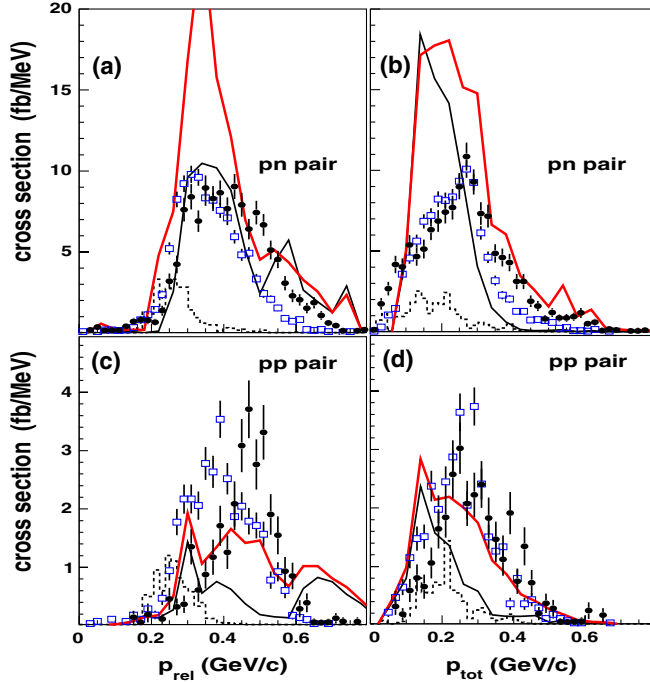


FIG. 3 (color online). (a) Cross section vs  $pn$  pair  $p_{\text{rel}}$ . Solid points show these data ( $Q^2 \sim 1.5 \text{ GeV}^2$ ), open squares (blue online) show  $Q^2 \sim 0.7 \text{ GeV}^2$  data [15], the dashed histogram shows the Golak one-body calculation [23], the thin solid line shows the Laget one-body calculation, and the thick solid line (red online) shows the Laget full calculation [18,24,25]; (b) the same for  $p_{\text{tot}}$ ; (c),(d) the same for  $pp$  pairs. All quantities are in the lab frame. The  $Q^2 \sim 0.7 \text{ GeV}^2$  data have been reduced by a factor of 5.3 (the ratio of the cross sections) for comparison.

waves) reduces the cross section by about an order of magnitude. Note that this calculation is not strictly valid for  $p_{\text{rel}} > 0.35 \text{ GeV}/c$  (the pion production threshold). This calculation significantly underestimates the data.

The one-body calculation of Laget [18,24,25], using a diagrammatic approach, sees the same large cross section reduction due to the  $NN$  pair continuum wf. His one-body calculation describes the  $pn$  pair  $p_{\text{rel}}$  distribution well. Laget's full calculations also indicate large three-body current (meson exchange current or isobar configurations) contributions for both  $pn$  and  $pp$  pairs. His three-body currents improve the agreement for  $pp$  pairs and worsen the agreement for  $pn$  pairs.

The ratio of  $pp$  to  $pn$  spectator pair integrated cross sections is about 1:4. This is approximately consistent with the product of the ratio of the number of pairs and  $\sigma_{ep}/\sigma_{en}$ , the ratio of the elementary  $ep$  and  $en$  cross sections for  $pn$  and  $pp$  pairs. This ratio appears inconsistent with the  $pp$  to  $pn$  pair ratio of 1:18 measured in direct pair knockout in  $^{12}\text{C}(e, e'pN)$  [13] at  $0.3 < p_{\text{rel}} < 0.5 \text{ GeV}/c$  and at much lower  $p_{\text{tot}} (< 0.15 \text{ GeV}/c)$ .

In order to study this apparent discrepancy, we calculated the ratio of the  $pp$  to  $pn$  cross sections integrated over different regions of  $p_{\text{rel}}$  as a function of  $p_{\text{tot}}$  (see

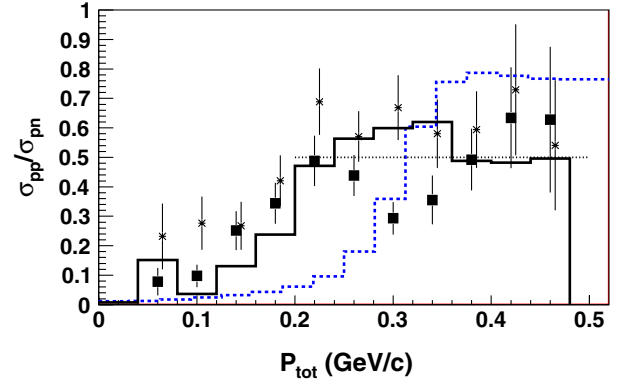


FIG. 4 (color online). Ratio of  $pp$  to  $pn$  spectator pair cross sections at fixed  $p_{\text{rel}}$ . For  $0.3 < p_{\text{rel}} < 0.5 \text{ GeV}/c$ , the solid points show the data, the solid histogram shows the Golak one-body calculation [23], and the dashed histogram (color online) shows the ratio of the Golak  $pp$  and  $pn$  bound state momentum distributions. For  $0.4 < p_{\text{rel}} < 0.6 \text{ GeV}/c$ , the star points show the data. The dotted line at 0.5 shows the simple-minded pair counting result. The data and the one-body calculation have been multiplied by 1.5 to approximately account for the ratio of the average  $ep$  and  $en$  elementary cross sections.

Fig. 4). The ratio has been multiplied by 1.5 to approximately account for the ratio of the average  $ep$  and  $en$  cross sections. The  $0.3 < p_{\text{rel}} < 0.5 \text{ GeV}/c$  ratio is very small for  $p_{\text{tot}} \leq 0.1 \text{ GeV}/c$ , consistent with the  $^{12}\text{C}(e, e'pN)$  results, and increases to 0.4–0.6 for  $p_{\text{tot}} > 0.2 \text{ GeV}/c$ , consistent with simple pair counting. (The ratio is also very similar to that calculated from the data of Ref. [15].) The ratio is consistent with Golak's one-body calculation but not with the simple bound state momentum distribution, indicating the importance of including the  $NN$  pair continuum state wf. Laget's calculation (not shown) does not describe the ratio, partly because it factorizes the momentum distribution  $\rho(p_{\text{rel}}, p_{\text{tot}}) = \rho_r(p_{\text{rel}})\rho_t(p_{\text{tot}})$  and thus has the wrong dependence on  $p_{\text{tot}}$ . Increasing  $p_{\text{rel}}$  from  $0.3 \leq p_{\text{rel}} \leq 0.5 \text{ GeV}/c$  to  $0.4 \leq p_{\text{rel}} \leq 0.6 \text{ GeV}/c$  also increases the  $pp$  to  $pn$  ratio at low  $p_{\text{tot}}$ .

This increase in the  $pp$  to  $pn$  ratio with  $p_{\text{tot}}$  indicates the dominance of tensor correlations. At low  $p_{\text{tot}}$ , where the angular momentum of the pair with respect to the rest of the nucleus must be zero, the  $pp$  pairs predominantly have (isospin, spin)  $(T, S) = (1, 0)$  [26]. They are in an  $s$  state, which has a minimum at  $p_{\text{rel}} \sim 0.4 \text{ GeV}/c$ . The  $pn$  pair is predominantly in a deuteronlike  $(T, S) = (0, 1)$  state. Because of the tensor interaction, the  $pn$  pair has a significant  $d$ -state admixture and does not have this minimum [26–28]. This leads to a small  $pp$  to  $pn$  ratio at  $0.3 \leq p_{\text{rel}} \leq 0.5 \text{ GeV}/c$  and small  $p_{\text{tot}}$  and a somewhat larger  $pp$  to  $pn$  ratio at  $0.4 \leq p_{\text{rel}} \leq 0.6 \text{ GeV}/c$  and small  $p_{\text{tot}}$ . As  $p_{\text{tot}}$  increases, the minimum in the  $pp$   $p_{\text{rel}}$  distribution fills in, increasing the  $pp$  to  $pn$  ratio.

In summary, we have measured the  $^3\text{He}(e, e'pp)n$  reaction at an incident energy of 4.7 GeV over a wide kinematic range, centered at  $Q^2 \sim 1.5 \text{ GeV}^2$  and  $w \approx Q^2/2m_p$ . We

selected events with one leading nucleon and a spectator correlated  $NN$  pair by requiring that the spectator nucleons each have less than 20% of the transferred energy and that the leading nucleon's momentum perpendicular to  $\vec{q}$  be less than 0.3 GeV/ $c$ . The  $p_{\text{rel}}$  and  $p_{\text{tot}}$  distributions for spectator  $pp$  and  $pn$  pairs are very similar to each other and to those measured at lower momentum transfer. The ratio of  $pp$  to  $pn$  pair cross sections for  $0.3 < p_{\text{rel}} < 0.5$  GeV/ $c$  is very small at low  $p_{\text{tot}}$  and rises to approximately 0.5 at large  $p_{\text{tot}}$ . Since  $pp$  pairs at low  $p_{\text{tot}}$  are in an  $s$  state, this ratio shows the dominance of tensor over central correlations.

We acknowledge the outstanding efforts of the staff of the Accelerator and Physics Divisions (especially the CLAS target group) at Jefferson Lab that made this experiment possible. This work was supported in part by the Italian Istituto Nazionale di Fisica Nucleare, the Chilean CONICYT, the French Centre National de la Recherche Scientifique and Commissariat à l'Énergie Atomique, the United Kingdom Science and Technology Facilities Council (STFC), the U.S. Department of Energy and National Science Foundation, and the National Research Foundation of Korea. Jefferson Science Associates, LLC, operates the Thomas Jefferson National Accelerator Facility for the United States Department of Energy under Contract No. DE-AC05-06OR23177.

---

\*Present address: University of Virginia, Charlottesville, VA 22901, USA.

†Corresponding author.  
weinstein@odu.edu

- [1] S. Frullani and J. Mougey, *Adv. Nucl. Phys.* **14**, 1 (1984).  
[2] J. Kelly, *Adv. Nucl. Phys.* **23**, 75 (2002).

- [3] J. Gao *et al.*, *Phys. Rev. Lett.* **84**, 3265 (2000).  
[4] A. Tang *et al.*, *Phys. Rev. Lett.* **90**, 042301 (2003).  
[5] K. Egiyan *et al.*, *Phys. Rev. C* **68**, 014313 (2003).  
[6] K. Egiyan *et al.*, *Phys. Rev. Lett.* **96**, 082501 (2006).  
[7] A. Antonov, P. Hodgson, and I. Petkov, *Nucleon Momentum and Density Distributions in Nuclei* (Clarendon, Oxford, 1988).  
[8] J. Forest *et al.*, *Phys. Rev. C* **54**, 646 (1996).  
[9] L. Frankfurt and M. Strikman, in *Proceedings of the Sixth International Conference on Perspectives in Hadronic Physics*, edited by S. Boffi *et al.*, AIP Conf. Proc. No. 1056 (AIP, New York, 2008), pp. 241–247.  
[10] M. M. Sargsian *et al.*, *J. Phys. G* **29**, R1 (2003).  
[11] E. Piasetzky *et al.*, *Phys. Rev. Lett.* **97**, 162504 (2006).  
[12] R. Shneor *et al.*, *Phys. Rev. Lett.* **99**, 072501 (2007).  
[13] R. Subedi *et al.*, *Science* **320**, 1476 (2008).  
[14] S. Janssen *et al.*, *Nucl. Phys.* **A672**, 285 (2000).  
[15] R. Niyazov *et al.*, *Phys. Rev. Lett.* **92**, 052303 (2004).  
[16] W. Glöckle *et al.*, *Acta Phys. Pol. B* **32**, 3053 (2001).  
[17] C. Ciofi degli Atti and L. P. Kaptari, *Phys. Rev. C* **66**, 044004 (2002).  
[18] J. M. Laget, *Phys. Rev. C* **35**, 832 (1987).  
[19] B. Mecking *et al.*, *Nucl. Instrum. Methods Phys. Res., Sect. A* **503**, 513 (2003).  
[20] J. Arrington, *Phys. Rev. C* **68**, 034325 (2003).  
[21] H. Baghdasaryan, Ph.D. thesis, ODU, 2007.  
[22] K. Hagiwara *et al.*, *Phys. Rev. D* **66**, 010001 (2002).  
[23] J. Golak *et al.*, *Phys. Rev. C* **51**, 1638 (1995).  
[24] J. M. Laget, *J. Phys. G* **14**, 1445 (1988).  
[25] J. M. Laget, *Phys. Lett. B* **609**, 49 (2005).  
[26] R. Schiavilla, R. B. Wiringa, S. C. Pieper, and J. Carlson, *Phys. Rev. Lett.* **98**, 132501 (2007).  
[27] M. M. Sargsian, T. V. Abrahamyan, M. I. Strikman, and L. L. Frankfurt, *Phys. Rev. C* **71**, 044615 (2005).  
[28] M. Alvioli, C. Ciofi degli Atti, and H. Morita, *Phys. Rev. Lett.* **100**, 162503 (2008).