

2018

# Search for Three-Nucleon Short-Range Correlations in Light Nuclei

Z. Ye

P. Solvignon

D. Nguten

P. Aguilera

Z. Ahmed

*See next page for additional authors*

Follow this and additional works at: [https://digitalcommons.odu.edu/physics\\_fac\\_pubs](https://digitalcommons.odu.edu/physics_fac_pubs)

 Part of the [Nuclear Commons](#)

---

## Repository Citation

Ye, Z.; Solvignon, P.; Nguten, D.; Aguilera, P.; Ahmed, Z.; Albataineh, H.; Allada, K.; Anderson, B.; Anez, D.; and Weinstein, L. B., "Search for Three-Nucleon Short-Range Correlations in Light Nuclei" (2018). *Physics Faculty Publications*. 217.  
[https://digitalcommons.odu.edu/physics\\_fac\\_pubs/217](https://digitalcommons.odu.edu/physics_fac_pubs/217)

## Original Publication Citation

Ye, Z., Solvignon, P., Nguyen, D., Aguilera, P., Ahmed, Z., Albataineh, H., . . . Zielinski, R. (2018). Search for three-nucleon short-range correlations in light nuclei. *Physical Review C*, 97(6), 065204. doi:10.1103/PhysRevC.97.065204

---

**Authors**

Z. Ye, P. Solvignon, D. Nguten, P. Aguilera, Z. Ahmed, H. Albatineh, K. Allada, B. Anderson, D. Anez, and L. B. Weinstein

**Search for three-nucleon short-range correlations in light nuclei**

Z. Ye,<sup>1,2,3</sup> P. Solvignon,<sup>4,5,\*</sup> D. Nguyen,<sup>2</sup> P. Aguilera,<sup>6</sup> Z. Ahmed,<sup>7</sup> H. Albatineh,<sup>8</sup> K. Allada,<sup>5</sup> B. Anderson,<sup>9</sup> D. Anez,<sup>10</sup> K. Aniol,<sup>11</sup> J. Annand,<sup>12</sup> J. Arrington,<sup>1</sup> T. Averett,<sup>13</sup> H. Baghdasaryan,<sup>2</sup> X. Bai,<sup>14</sup> A. Beck,<sup>15</sup> S. Beck,<sup>15</sup> V. Bellini,<sup>16</sup> F. Benmokhtar,<sup>17</sup> A. Camsonne,<sup>5</sup> C. Chen,<sup>18</sup> J.-P. Chen,<sup>5</sup> K. Chirapatpimol,<sup>2</sup> E. Cisbani,<sup>19</sup> M. M. Dalton,<sup>2,5</sup> A. Daniel,<sup>20</sup> D. Day,<sup>2</sup> W. Deconinck,<sup>21</sup> M. Defurne,<sup>22</sup> D. Flay,<sup>23</sup> N. Fomin,<sup>24</sup> M. Friend,<sup>25</sup> S. Frullani,<sup>19</sup> E. Fuchey,<sup>23</sup> F. Garibaldi,<sup>19</sup> D. Gaskell,<sup>5</sup> S. Gilad,<sup>21</sup> R. Gilman,<sup>26</sup> S. Glamazdin,<sup>27</sup> C. Gu,<sup>2</sup> P. Guèye,<sup>18</sup> C. Hanretty,<sup>2</sup> J.-O. Hansen,<sup>5</sup> M. Hashemi Shabestari,<sup>2</sup> D. W. Higinbotham,<sup>5</sup> M. Huang,<sup>3</sup> S. Iqbal,<sup>11</sup> G. Jin,<sup>2</sup> N. Kalantarians,<sup>2</sup> H. Kang,<sup>28</sup> A. Kelleher,<sup>21</sup> I. Korover,<sup>29</sup> J. LeRose,<sup>5</sup> J. Leckey,<sup>30</sup> R. Lindgren,<sup>2</sup> E. Long,<sup>9</sup> J. Mammei,<sup>31</sup> D. J. Margaziotis,<sup>11</sup> P. Markowitz,<sup>32</sup> D. Meekins,<sup>5</sup> Z. Meziani,<sup>23</sup> R. Michaels,<sup>5</sup> M. Mihovilovic,<sup>33</sup> N. Muangma,<sup>21</sup> C. Munoz Camacho,<sup>34</sup> B. Norum,<sup>2</sup> Nuruzzaman,<sup>35</sup> K. Pan,<sup>21</sup> S. Phillips,<sup>4</sup> E. Piasetzky,<sup>29</sup> I. Pomerantz,<sup>29,36</sup> M. Posik,<sup>23</sup> V. Punjabi,<sup>37</sup> X. Qian,<sup>3</sup> Y. Qiang,<sup>5</sup> X. Qiu,<sup>38</sup> P. E. Reimer,<sup>1</sup> A. Rakhman,<sup>7</sup> S. Riordan,<sup>2,39</sup> G. Ron,<sup>40</sup> O. Rondon-Aramayo,<sup>2</sup> A. Saha,<sup>5,\*</sup> L. Selvy,<sup>9</sup> A. Shahinyan,<sup>41</sup> R. Shneur,<sup>29</sup> S. Sirca,<sup>42,33</sup> K. Slifer,<sup>4</sup> N. Sparveris,<sup>23</sup> R. Subedi,<sup>2</sup> V. Sulkosky,<sup>21</sup> D. Wang,<sup>2</sup> J. W. Watson,<sup>9</sup> L. B. Weinstein,<sup>8</sup> B. Wojtsekhowski,<sup>5</sup> S. A. Wood,<sup>5</sup> I. Yaron,<sup>29</sup> X. Zhan,<sup>1</sup> J. Zhang,<sup>5</sup> Y. W. Zhang,<sup>26</sup> B. Zhao,<sup>13</sup> X. Zheng,<sup>2</sup> P. Zhu,<sup>43</sup> and R. Zielinski<sup>4</sup>

(The Jefferson Lab Hall A Collaboration)

<sup>1</sup>Physics Division, Argonne National Laboratory, Argonne, Illinois 60439, USA

<sup>2</sup>University of Virginia, Charlottesville, Virginia 22904, USA

<sup>3</sup>Duke University, Durham, North Carolina 27708, USA

<sup>4</sup>University of New Hampshire, Durham, New Hampshire 03824, USA

<sup>5</sup>Thomas Jefferson National Accelerator Facility, Newport News, Virginia 23606, USA

<sup>6</sup>Institut de Physique Nucléaire (UMR 8608), CNRS/IN2P3–Université Paris-Sud, F-91406 Orsay Cedex, France

<sup>7</sup>Syracuse University, Syracuse, New York 13244, USA

<sup>8</sup>Old Dominion University, Norfolk, Virginia 23529, USA

<sup>9</sup>Kent State University, Kent, Ohio 44242, USA

<sup>10</sup>Saint Mary's University, Halifax, Nova Scotia, Canada

<sup>11</sup>California State University, Los Angeles, Los Angeles, California 90032, USA

<sup>12</sup>University of Glasgow, Glasgow G12 8QQ, Scotland, United Kingdom

<sup>13</sup>College of William and Mary, Williamsburg, Virginia 23187, USA

<sup>14</sup>China Institute of Atomic Energy, Beijing, China

<sup>15</sup>Nuclear Research Center Negev, Beer-Sheva, Israel

<sup>16</sup>Università di Catania, Catania, Italy

<sup>17</sup>Duquesne University, Pittsburgh, Pennsylvania 15282, USA

<sup>18</sup>Hampton University, Hampton, VA 23668

<sup>19</sup>INFN, Sezione Sanità and Istituto Superiore di Sanità, 00161 Rome, Italy

<sup>20</sup>Ohio University, Athens, Ohio 45701, USA

<sup>21</sup>Massachusetts Institute of Technology, Cambridge, Massachusetts 02139, USA

<sup>22</sup>CEA Saclay, F-91191 Gif-sur-Yvette, France

<sup>23</sup>Temple University, Philadelphia, Pennsylvania 19122, USA

<sup>24</sup>University of Tennessee, Knoxville, Tennessee 37996, USA

<sup>25</sup>Carnegie Mellon University, Pittsburgh, Pennsylvania 15213, USA

<sup>26</sup>Rutgers, The State University of New Jersey, Piscataway, New Jersey 08855, USA

<sup>27</sup>Kharkov Institute of Physics and Technology, Kharkov 61108, Ukraine

<sup>28</sup>Seoul National University, Seoul, Korea

<sup>29</sup>Tel Aviv University, Tel Aviv 69978, Israel

<sup>30</sup>Indiana University, Bloomington, Indiana 47405, USA

<sup>31</sup>Virginia Polytechnic Institute and State University, Blacksburg, Virginia 24061, USA

<sup>32</sup>Florida International University, Miami, Florida 33199, USA

<sup>33</sup>Jozef Stefan Institute, Ljubljana, Slovenia

<sup>34</sup>Université Blaise Pascal/IN2P3, F-63177 Aubière, France

<sup>35</sup>Mississippi State University, Mississippi State, Mississippi 39762, USA

<sup>36</sup>The University of Texas at Austin, Austin, Texas 78712, USA

<sup>37</sup>Norfolk State University, Norfolk, Virginia 23504, USA

<sup>38</sup>Lanzhou University, Lanzhou, China

<sup>39</sup>University of Massachusetts, Amherst, Massachusetts 01006, USA

<sup>40</sup>Racah Institute of Physics, Hebrew University of Jerusalem, Jerusalem, Israel

<sup>41</sup>Yerevan Physics Institute, Yerevan 375036, Armenia

<sup>42</sup>*Faculty of Mathematics and Physics, University of Ljubljana, Ljubljana, Slovenia*<sup>43</sup>*University of Science and Technology, Hefei, China*

(Received 29 December 2017; revised manuscript received 1 April 2018; published 18 June 2018)

We present new data probing short-range correlations (SRCs) in nuclei through the measurement of electron scattering off high-momentum nucleons in nuclei. The inclusive  ${}^4\text{He}/{}^3\text{He}$  cross section ratio is observed to be both  $x$  and  $Q^2$  independent for  $1.5 < x < 2$ , confirming the dominance of two-nucleon short-range correlations. For  $x > 2$ , our data support the hypothesis that a previous claim of three-nucleon correlation dominance was an artifact caused by the limited resolution of the measurement. While 3N-SRCs appear to have an important contribution, our data show that isolating 3N-SRCs is significantly more complicated than for 2N-SRCs.

DOI: [10.1103/PhysRevC.97.065204](https://doi.org/10.1103/PhysRevC.97.065204)

## I. INTRODUCTION

Understanding the complex structure of the nucleus remains one of the major uncompleted tasks in nuclear physics, and the high-momentum components of the nuclear wave function continue to attract attention [1–3]. Momenta above the Fermi momentum are strongly suppressed in shell-model and mean-field calculations [4]. Subsequently, these calculations underpredict (overpredict) the cross section for proton knock-out reactions above (below) the Fermi momentum [5–7].

In the dense and energetic environment of the nucleus, nucleons have a significant probability of interacting at distances  $\leq 1$  fm, even in light nuclei [8,9]. Protons and neutrons interacting through the strong, short-distance part of the  $NN$  interaction give rise to pairs of nucleons with large momenta. These high-momentum pairs, referred to as short-range correlations (SRCs), generate high-momentum nucleons in nuclei [10–12]. These are the primary source of nucleons above the Fermi momentum,  $k_F \approx 250$  MeV/ $c$ . For momenta below  $k_F$ , we observe shell-model behavior which is strongly  $A$  dependent, while two-body physics dominates above  $k_F$ , resulting in a universal structure for all nuclei that is driven by the details of the  $NN$  interaction [13–15].

In the case of inclusive electron-nucleus scattering, it is possible to select kinematics that isolate scattering from high-momentum nucleons. The electron transfers energy,  $\nu$ , and momentum,  $\vec{q}$ , to the struck nucleon by exchanging a virtual photon with four-momentum transfer  $q^2 = -Q^2 = \nu^2 - |\vec{q}|^2$ . It is useful to define the kinematic variable  $x = Q^2/(2M_p\nu)$ , where  $M_p$  is the mass of the proton. Elastic scattering from a stationary proton corresponds to  $x = 1$ , while inelastic scattering must occur at  $x < 1$  and scattering at  $x > 1$  is kinematically forbidden. In a nucleus, the momentum of the nucleon produces a broadened quasielastic peak centered near  $x = 1$ . At values of  $x$  slightly greater than unity, scattering can occur from either low-momentum nucleons or from the high-momentum nucleons associated with SRCs. As  $x$  increases, larger initial momenta are required until scattering from nucleons below the Fermi momentum is kinematically forbidden, isolating scattering from high-momentum nucleons associated with SRCs [12–14,16].

Because the momentum distribution of the nucleus is not a physical observable, one cannot directly extract and study its high-momentum component. One can, however, test the idea of a universal structure at high momenta by comparing scattering from different nuclei at kinematics which require that the struck nucleon have a high initial momentum [10,11]. Several experiments at SLAC and Jefferson Laboratory (JLab) studied inclusive scattering at  $x > 1$  to compare scattering from high-momentum nucleons in light and heavy nuclei [11,12,16–20]. These measurements confirmed the picture of a universal form to the scattering in the region dominated by high-momentum nucleons. The cross section ratios for inclusive scattering from heavy nuclei to the deuteron were shown to scale, i.e., to be independent of  $x$  and  $Q^2$ , for  $x \gtrsim 1.5$  and  $Q^2 \gtrsim 1.5$  GeV<sup>2</sup>, corresponding to scattering from nucleons with momenta above 300 MeV/ $c$ . Other measurements have demonstrated that these high-momentum components are dominated by high-momentum  $np$  pairs [21–26], meaning that the high-momentum components in all nuclei have a predominantly deuteronlike structure. While final-state interactions (FSI) decrease with increasing  $Q^2$  in inclusive scattering, FSI between nucleons in the correlated pair may not disappear. It is typically assumed that the FSI are identical for the deuteron and the deuteronlike pair in heavier nuclei and thus cancel in these ratios [10,12], although this is not true for all attempts to calculate FSI effects [13].

This approach can be extended to look for universal behavior arising from three-nucleon ( $3N$ ) SRCs by examining scattering at  $x > 2$  (beyond the kinematic limit for scattering from a deuteron). Within the simple SRC model [10], the cross section is composed of scattering from one-body, two-body, etc., configurations, with the one-body (shell-model) contributions dominating at  $x \approx 1$ , while  $2N(3N)$  SRCs dominate as  $x \rightarrow 2(3)$ . Taking ratios of heavier nuclei to  ${}^3\text{He}$  allows a similar examination of the target ratios for  $x > 2$ , where the simple SRC model predicts a universal behavior associated with  $3N$  SRCs—configurations where three nucleons have large relative momenta but little total momentum.  $3N$  SRCs could come from either three-nucleon forces or multiple hard two-nucleon interactions. The first such measurement [17] observed  $x$ -independent ratios for  $x > 2.25$ . This was interpreted as a result of  $3N$ -SRCs dominance in this region. However, the ratios were extracted at relatively small  $Q^2$  values and the  $Q^2$  dependence was not measured. In the experiment of Ref. [18], at higher  $Q^2$ , the  ${}^4\text{He}/{}^3\text{He}$  ratios were significantly larger.

\*Deceased.

Consequently, the question of whether  $3N$  SRC contributions have been cleanly identified and observed to dominate at some large momentum scale is as yet unanswered.

## II. EXPERIMENTAL DETAILS

The results reported here are from JLab experiment E08-014 [27], which focused on precise measurements of the  $x$  and  $Q^2$  dependence of the  ${}^4\text{He}/{}^3\text{He}$  cross section ratios at large  $x$ . A 3.356-GeV electron beam with currents ranging from 40 to 120  $\mu\text{A}$  impinged on nuclear targets, and scattered electrons were detected in two nearly identical high-resolution spectrometers (HRSs) [28]. Data were taken on three 20-cm cryogenic targets (liquid  ${}^2\text{H}$  and gaseous  ${}^3\text{He}$  and  ${}^4\text{He}$ ) and on thin foils of  ${}^{12}\text{C}$  and  ${}^{40,48}\text{Ca}$ .

Each HRS consists of a pair of vertical drift chambers (VDCs) for particle tracking, two scintillator planes for triggering and timing measurements, and a gas Čerenkov counter and two layers of lead-glass calorimeters for particle identification [28]. Scattering was measured at  $\theta = 21^\circ$ ,  $23^\circ$ ,  $25^\circ$ , and  $28^\circ$ , covering a  $Q^2$  range of 1.3–2.2  $\text{GeV}^2$ . A detailed description of the experiment and data analysis can be found in Ref. [29].

The data analysis is relatively straightforward, as inclusive scattering at  $x > 1$  yields modest rates and a small pion background. The trigger and tracking inefficiencies are small and applied as a correction to the measured yield. Electrons are identified by applying cuts on the signals from both the Čerenkov detector and the calorimeters. The cuts give  $> 99\%$  electron efficiency with negligible pion contamination. The overall dead time of the data acquisition system (DAQ) was evaluated on a run-by-run basis. To ensure a well-understood acceptance, the solid angle and momentum were limited to high-acceptance regions and a model of the HRSs was used to apply residual corrections [29].

The scattered electron momentum, in-plane and out-of-plane angles, and vertex position at the target can be reconstructed from the VDC tracking information. The transformation from focal plane to target quantities has been obtained from previous experiments, but for the right HRS, the third quadrupole could not achieve its nominal operating current, so data were taken with a 15% reduction in its field. New optics data were taken to correct for the modified tune. Many of the systematic uncertainties in the spectrometers are correlated, and so when merging data from the two spectrometers, we add the statistics and then apply the systematic uncertainties to the combined result.

The  ${}^{3,4}\text{He}$  targets have a large background from scattering in the cell walls. We apply a  $\pm 7$  cm cut around the center of the target, removing  $> 99.9\%$  of the events from target endcap scattering, as determined from measurements on empty target cells. One of the largest contributions to the systematic uncertainty comes from target density reduction due to heating of the  ${}^2\text{H}$ ,  ${}^3\text{He}$ , and  ${}^4\text{He}$  targets by the high-current electron beam. We made dedicated measurements over a range of beam currents and used the variation of the yield to determine the current dependence of the target density. We observed a large effect that varied with the position along the target, and the extrapolation to zero current did not yield a uniform density. This indicates a nonlinear current dependence that is

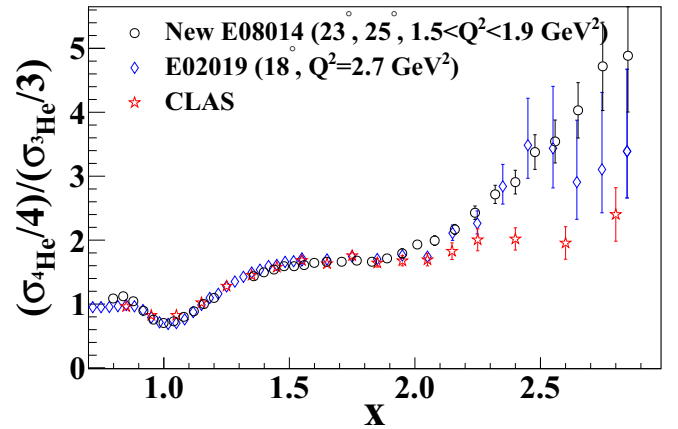


FIG. 1. The  ${}^4\text{He}/{}^3\text{He}$  cross section ratio for  $Q^2 > 1.4 \text{ GeV}^2$ , along with results from CLAS [17] and Hall C (E02-019) [18]. The error bars include statistical and systematic uncertainties; the 5.1% scale uncertainty is not shown.

not uniform over the length of the target, making it difficult to determine the absolute target thickness. However, the size of the effect is similar for  ${}^3\text{He}$  and  ${}^4\text{He}$ , and the  ${}^4\text{He}/{}^3\text{He}$  ratios are consistent with previous data near the quasielastic peak and in the  $2N$  SRC region. We therefore assume that the error in extrapolating to zero current largely cancels in the ratio and apply a 5% scale uncertainty for the  ${}^4\text{He}/{}^3\text{He}$  ratios. For the absolute uncertainty, the  ${}^{3,4}\text{He}$  targets have a large normalization uncertainty, potentially 10% or larger. This does not impact our study of  $3N$  SRCs, and so we do not attempt to normalize the data to existing measurements.

The measured yields, corrected for inefficiencies and normalized to the integrated luminosity, were binned in  $x$  and compared to the simulated yield. The simulation uses a  $y$ -scaling cross section model [19,30] with radiative corrections applied using the peaking approximation [31]. Coulomb corrections are applied within an improved effective momentum approximation [1,32], and are 2% or smaller for all data presented here. The uncertainty in the target thicknesses dominates the total scale uncertainty (5.1%) of the ratios, while density fluctuations and dummy subtraction (used to remove the contribution from the aluminum endcaps of the target) dominate the point-to-point systematic uncertainty of 1.3%.

## III. RESULTS

Figure 1 presents the  ${}^4\text{He}/{}^3\text{He}$  cross section ratio for measurements with  $Q^2 > 1.4 \text{ GeV}^2$ , obtained by combining the ratios from  $23^\circ$  and  $25^\circ$  scattering. In the  $2N$ -SRC region, our data are in good agreement with those of the CLAS [17] and Hall C [18] results, revealing a plateau for  $1.5 < x < 2$ . At  $x > 2$ , our ratios are significantly larger than the CLAS data, but consistent with the Hall C results. This supports the explanation provided in a recent comment [33], which concluded that the observed plateau was likely the result of large bin-migration effects resulting from the limited CLAS momentum resolution.

While the rise in the ratio above  $x = 2$  indicates contributions beyond  $2N$  SRCs, we do not observe the  $3N$ -SRC

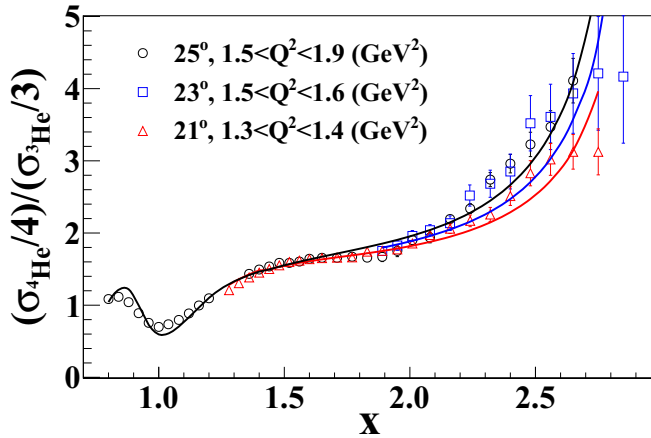


FIG. 2. The  ${}^4\text{He}/{}^3\text{He}$  (top) cross section ratios for all angles. The solid lines are ratios from our  $y$ -scaling cross section model based on a parameterized longitudinal momentum distribution  $F(y)$ . The 5.1% normalization uncertainty is not shown.

plateau expected in the naive SRC model [10,11]. In this model, the prediction of scaling as an indication of SRC dominance is a simple and robust way to test for  $2N$  SRCs. It is much less clear how well it can indicate the presence of  $3N$  SRCs. For  $2N$  SRCs, one can predict *a priori* where the plateau should be observed: For a given  $Q^2$  value,  $x$  can be chosen to require a minimum nucleon momentum above the Fermi momentum, strongly suppressing single-particle contributions. It is not clear what values of  $x$  and  $Q^2$  are required to suppress  $2N$ -SRC contributions well enough to isolate  $3N$  SRCs. Much larger  $Q^2$  values may be required to isolate  $3N$  SRCs and see analogous plateaus at  $x > 2.5$  [2].

For  $A/{}^2\text{H}$  ratios, the plateau must eventually disappear as the deuteron cross section falls to zero for  $x \rightarrow M_D/M_p \approx 2$ , causing the ratio to rise sharply to infinity. Both the previous high- $Q^2$  deuterium data and our simple cross section model, based on a parametrization of the longitudinal momentum distribution, show that the sharp drop of the deuteron cross section does not occur until  $x \approx 1.9$ , resulting in a clear plateau for  $1.5 < x < 1.9$ . For  ${}^3\text{He}$ , our model shows a similar falloff of the  ${}^3\text{He}$  cross section starting near  $x \approx 2.5$ , producing a rise in the  $A/{}^3\text{He}$  ratio that sets in well below the kinematic limit  $x \approx 3$ . This rapid rise in the  $A/{}^3\text{He}$  ratio as one approaches the  ${}^3\text{He}$  kinematic threshold shifts to lower  $x$  as  $Q^2$  increases, as seen in both the data and model in Fig. 2. So while the plateau is expected to set in at lower  $x$  values as  $Q^2$  increases, as seen in the  $2N$ -SRC region [11,17], the large- $x$  breakdown also shifts to lower  $x$  values, potentially limiting the  $x$  range over which a plateau could be observed, even in the case of  $3N$ -SRC dominance.

The inclusive cross sections for  ${}^2\text{H}$ ,  ${}^3\text{He}$ ,  ${}^4\text{He}$ , and  ${}^{12}\text{C}$  at a scattering angle of  $25^\circ$  are shown in Fig. 3. The  ${}^3\text{He}$  cross section falls more rapidly than the other nuclei for  $x > 2.5$ , generating the rise in the  ${}^4\text{He}/{}^3\text{He}$  ratios discussed above. In the naive SRC model, it is assumed that the high- $x$  cross section comes from the contributions of *stationary*  $2N$  and  $3N$  SRCs. The prediction of scaling in this model breaks down due to the

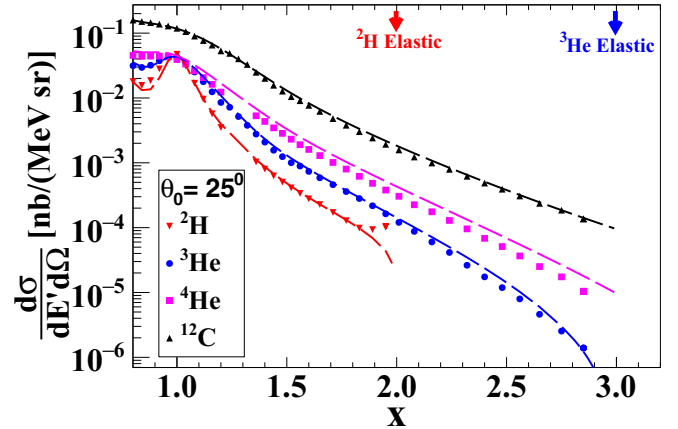


FIG. 3. Cross sections of  ${}^2\text{H}$ ,  ${}^3\text{He}$ ,  ${}^4\text{He}$ , and  ${}^{12}\text{C}$  at  $25^\circ$ . Only statistical uncertainties are shown. The dashed lines show our cross section model.

difference between stationary SRC in  ${}^2\text{H}$  (or  ${}^3\text{He}$ ) and moving SRCs in heavier nuclei. For the most recent extraction of  $2N$  SRCs from the  $A/{}^2\text{H}$  ratios [18], the effect of the  $2N$ -SRC motion in heavier nuclei was estimated and found to give a small enhancement of the ratio in the plateau region, with little distortion of the shape until  $x > 1.9$  [18] where the ratio increases rapidly to infinity.

#### IV. CONCLUSIONS

We have performed high-statistics measurements of the  ${}^4\text{He}/{}^3\text{He}$  cross section ratio over a range of  $Q^2$ , confirming the results of the low-statistics measurements from Hall C [18] and showing a clear disagreement with the CLAS data [17] for  $x > 2$ . This supports the idea that the large- $x$  CLAS data were limited by bin-migration effects due to the spectrometer's modest momentum resolution [33]. We do not observe the plateau predicted by the naive SRC model, but explain why the predictions for the ratios in the  $3N$ -SRC regime are not as robust as those for  $2N$  SRC. While we do not observe the predicted plateau, this does not mean that  $3N$  SRCs are unimportant in this region. Even if the cross section is dominated by  $3N$  SRCs, the inclusive scattering ratios may not show a clean plateau due to the motion of  $3N$  SRCs in  $A > 3$  nuclei.

While our  $A/{}^3\text{He}$  ratios do not provide indication of  $3N$  SRCs, they do provide important new measurements of the cross section ratios at  $x > 1$  that can be used to test models of  $2N$  and  $3N$  SRCs. Further insight into the high-momentum components can be obtained by comparing the  ${}^3\text{He}$  cross section at large  $x$  with a model including one-body and  $2N$ -SRC contributions, after accounting for the center-of-mass motion of  $2N$  SRCs in  ${}^3\text{He}$ . A significant  $3N$ -SRC contribution would increase the cross section relative to a model without explicit  $3N$ -SRC contributions. However, because this is a comparison to theory, rather than a direct comparison of SRCs within two nuclei, one can no longer rely on final-state interactions canceling, and these effects would have to be modeled.

Further measurements of this kind should provide improved sensitivity to  $3N$  configurations in nuclei. The biggest obstacle appears the modest  $Q^2$  values of our new data and the limited region in  $x$  where the correction for the motion of  $3N$  SRCs in heavy nuclei is small. Additional JLab experiments are planned which will significantly extend the  $Q^2$  range for a variety of light and heavy nuclei [34] and make high-precision comparisons of scattering from  $^3\text{He}$  and  $^3\text{H}$  [35] to examine the isospin structure at larger momenta in nuclei with very similar structure.

## ACKNOWLEDGMENTS

We acknowledge the outstanding support from the Jefferson Lab Hall A technical staff and the JLab target group. This work was supported in part by the DOE Office of Science, Office of Nuclear Physics, Contract No. DE-AC05-06OR23177, under which JSA, LLC, operates JLab; DOE Contracts No. DE-AC02-06CH11357 and No. DE-FG02-96ER40950; the National Science Foundation; and the UK Science and Technology Facilities Council (ST/J000175/1,ST/G008604/1).

- 
- [1] J. Arrington, A. Daniel, D. B. Day, N. Fomin, D. Gaskell, and P. Solvignon, *Phys. Rev. C* **86**, 065204 (2012).
- [2] N. Fomin, D. Higinbotham, M. Sargsian, and P. Solvignon, *Ann. Rev. Nucl. Part. Sci.* **67**, 129 (2017).
- [3] O. Hen, G. A. Miller, E. Piasetzky, and L. B. Weinstein, *Rev. Mod. Phys.* **89**, 045002 (2017).
- [4] T. DeForest, *Nucl. Phys. A* **392**, 232 (1983).
- [5] G. Van Der Steenhoven, H. P. Blok, E. Jans, M. De Jong, L. Lapikás, E. N. M. Quint, and P. K. A. De Witt Huberts, *Nucl. Phys. A* **480**, 547 (1988).
- [6] L. Lapikas, *Nucl. Phys. A* **553**, 297 (1993).
- [7] J. Kelly, *Adv. Nucl. Phys.* **23**, 75 (1996).
- [8] J. Carlson, S. Gandolfi, F. Pederiva, Steven C. Pieper, R. Schiavilla, K. E. Schiavilla, S. C. Pieper, and R. B. Wiringa, *Rev. Mod. Phys.* **87**, 1067 (2015).
- [9] Z.-T. Lu, P. Mueller, G. W. F. Drake, W. Nörtershäuser, S. C. Pieper, and Z.-C. Yan, *Rev. Mod. Phys.* **85**, 1383 (2013).
- [10] L. Frankfurt and M. Strikman, *Phys. Rep.* **76**, 215 (1981).
- [11] L. L. Frankfurt, M. I. Strikman, D. B. Day, and M. Sargsyan, *Phys. Rev. C* **48**, 2451 (1993).
- [12] J. Arrington, D. Higinbotham, G. Rosner, and M. Sargsian, *Prog. Part. Nucl. Phys.* **67**, 898 (2012).
- [13] O. Benhar, D. Day, and I. Sick, *Rev. Mod. Phys.* **80**, 189 (2008).
- [14] C. Ciofidegli Atti and S. Simula, *Phys. Rev. C* **53**, 1689 (1996).
- [15] R. B. Wiringa, R. Schiavilla, S. C. Pieper, and J. Carlson, *Phys. Rev. C* **89**, 024305 (2014).
- [16] K. S. Egiyan, N. B. Dashyan, M. M. Sargsian, M. I. Strikman, L. B. Weinstein, G. Adams, P. Ambrozewicz, M. Anghinolfi, B. Asavapibhop, G. Asryan *et al.*, *Phys. Rev. C* **68**, 014313 (2003).
- [17] K. S. Egiyan, N. B. Dashyan, M. M. Sargsian, S. Stepanyan, L. B. Weinstein, G. Adams, P. Ambrozewicz, E. Anciant, M. Anghinolfi, B. Asavapibhop *et al.*, *Phys. Rev. Lett.* **96**, 082501 (2006).
- [18] N. Fomin, J. Arrington, R. Asaturyan, F. Benmokhtar, W. Boeglin, P. Bosted, A. Bruell, M. H. S. Bukhari, M. E. Christy, E. Chudakov *et al.*, *Phys. Rev. Lett.* **108**, 092502 (2012).
- [19] J. Arrington, C. S. Armstrong, T. Averett, O. K. Baker, L. deBever, C. W. Bochna, W. Boeglin, B. Bray, R. D. Carlini, G. Collins *et al.*, *Phys. Rev. Lett.* **82**, 2056 (1999).
- [20] J. Arrington, C. S. Armstrong, T. Averett, O. K. Baker, L. deBever, C. W. Bochna, W. Boeglin, B. Bray, R. D. Carlini, G. Collins *et al.*, *Phys. Rev. C* **64**, 014602 (2001).
- [21] J. L. S. Aclander, J. Alster, D. Barton, G. Bunce, A. Carroll, N. Christensen, H. Courant, S. Durrant, S. Gushue, S. Heppelmann *et al.*, *Phys. Lett. B* **453**, 211 (1999).
- [22] A. Tang, J. W. Watson, J. Aclander, J. Alster, G. Asryan, Y. Averichev, D. Barton, V. Baturin, N. Bukhtoyarova, A. Carroll *et al.*, *Phys. Rev. Lett.* **90**, 042301 (2003).
- [23] R. Subedi, R. Shneor, P. Monaghan, B. D. Anderson, K. Aniol, J. Annand, J. Arrington, H. Benaoum, W. Bertozzi, F. Benmokhtar *et al.*, *Science* **320**, 1476 (2008).
- [24] I. Korover, N. Muangma, O. Hen, R. Shneor, V. Sulkosky, A. Kelleher, S. Gilad, D. W. Higinbotham, E. Piasetzky, J. Watson *et al.*, *Phys. Rev. Lett.* **113**, 022501 (2014).
- [25] O. Hen, M. Sargsian, L. B. Weinstein, E. Piasetzky, H. Hakobyan, D. W. Higinbotham, M. Braverman, W. K. Brooks, S. Gilad, K. P. Adhikari *et al.*, *Science* **346**, 614 (2014).
- [26] E. Piasetzky, M. Sargsian, L. Frankfurt, M. Strikman, and J. W. Watson, *Phys. Rev. Lett.* **97**, 162504 (2006).
- [27] J. Arrington, D. Day, D. Higinbotham, and P. Solvignon, Three-nucleon short range correlations studies in inclusive scattering for  $0.8 < Q^2 < 2.8 (\text{GeV}/c)^2$ , Jefferson Lab Experiment Proposal E08-014, <https://misportal.jlab.org/mis/physics/experiments/viewProposal.cfm?paperId=545>.
- [28] J. Alcorn, B. D. Anderson, K. A. Aniol, J. R. M. Annand, L. Auerbach, J. Arrington, T. Averett, F. T. Baker, M. Baylac, E. J. Beise *et al.*, *Nucl. Instrum. Meth. A* **522**, 294 (2004).
- [29] Z. Ye, Ph.D. thesis, University of Virginia, 2013; [arXiv:1408.5861](https://arxiv.org/abs/1408.5861) (unpublished).
- [30] D. B. Day, J. S. McCarthy, T. W. Donnelly, and I. Sick, *Annu. Rev. Nucl. Particle Sci.* **40**, 357 (1990).
- [31] S. Stein, W. B. Atwood, E. D. Bloom, R. Leslie Cottrell, H. C. DeStaebler, C. L. Jordan, H. Piel, C. Y. Prescott, R. Siemann, R. E. Taylor *et al.*, *Phys. Rev. D* **12**, 1884 (1975).
- [32] A. Aste, C. von Arx, and D. Trautmann, *Eur. Phys. J. A* **26**, 167 (2005).
- [33] D. W. Higinbotham and O. Hen, *Phys. Rev. Lett.* **114**, 169201 (2015).
- [34] J. Arrington, D. Day, and N. Fomin, Inclusive scattering from nuclei at  $x > 1$  in the quasielastic and deeply inelastic regimes, Jefferson Lab Experiment Proposal E12-06-105, <https://misportal.jlab.org/mis/physics/experiments/viewProposal.cfm?paperId=684>.
- [35] J. Arrington, D. Day, D. W. Higinbotham, P. Solvignon, and Z. Ye, Precision measurement of the isospin dependence in the  $2N$  and  $3N$  short range correlation region, Jefferson Lab Experiment Proposal E12-11-112, <https://misportal.jlab.org/mis/physics/experiments/viewProposal.cfm?paperId=646>.