

2015

Longitudinal Target-Spin Asymmetries for Deeply Virtual Compton Scattering

E. Seder

A. Biselli

S. Bültmann

Old Dominion University

A. Klein


Old Dominion University

S. E. Kuhn

Old Dominion University

See next page for additional authors

Follow this and additional works at: https://digitalcommons.odu.edu/physics_fac_pubs

 Part of the [Atomic, Molecular and Optical Physics Commons](#), and the [Plasma and Beam Physics Commons](#)

Repository Citation

Seder, E.; Biselli, A.; Bültmann, S.; Klein, A.; Kuhn, S. E.; Prok, Y.; and CLAS Collaboration, "Longitudinal Target-Spin Asymmetries for Deeply Virtual Compton Scattering" (2015). *Physics Faculty Publications*. 223.
https://digitalcommons.odu.edu/physics_fac_pubs/223

Original Publication Citation

Seder, E., Biselli A., Pisano, S., Nicolai, S., Smith, G.D., Joo, K., Collaboration, C. (2015) Longitudinal target-spin asymmetries for deeply virtual Compton scattering. *Physical Review Letters*, 114, 032001. doi: 10.1103/PhysRevLett.114.032001

Authors

E. Seder, A. Biselli, S. Bültmann, A. Klein, S. E. Kuhn, Y. Prok, and CLAS Collaboration

Longitudinal Target-Spin Asymmetries for Deeply Virtual Compton Scattering

E. Seder,^{1,2} A. Biselli,³ S. Pisano,^{4,5} S. Niccolai,^{5,*} G. D. Smith,^{6,7} K. Joo,¹ K. Adhikari,⁸ M. J. Amarian,⁸ M. D. Anderson,⁶ S. Anefalos Pereira,⁴ H. Avakian,⁹ M. Battaglieri,¹⁰ I. Bedlinskiy,¹¹ J. Bono,¹² S. Boiarinov,⁹ P. Bosted,^{9,13} W. Briscoe,¹⁴ J. Brock,⁹ W. K. Brooks,¹⁵ S. Bültmann,⁸ V. D. Burkert,⁹ D. S. Carman,⁹ C. Carlin,⁹ A. Celentano,¹⁰ S. Chandavar,¹⁶ G. Charles,⁵ L. Colaneri,¹⁷ P. L. Cole,¹⁸ M. Contalbrigo,¹⁹ D. Crabb,²⁰ V. Crede,²⁰ A. D'Angelo,^{17,22} N. Dashyan,²³ R. De Vita,¹⁰ E. De Sanctis,⁴ A. Deur,⁹ C. Djalali,²⁴ D. Doughty,^{25,9} R. Dupre,^{5,26} L. El Fassi,⁸ L. Elouadrhiri,⁹ P. Eugenio,²¹ G. Fedotov,^{24,27} S. Fegan,^{10,6} A. Filippi,²⁸ J. A. Fleming,⁷ A. Fradi,⁵ B. Garillon,⁵ M. Garçon,² N. Gevorgyan,²³ Y. Ghandilyan,²³ K. L. Giovanetti,²⁹ F. X. Girod,^{9,2} J. T. Goetz,¹⁶ W. Gohn,^{1,†} R. W. Gothe,²⁴ K. A. Griffioen,¹³ B. Guegan,⁵ M. Guidal,⁵ L. Guo,¹² K. Hafidi,²⁶ H. Hakobyan,^{15,23} C. Hanretty,^{20,‡} N. Harrison,¹ M. Hattawy,⁵ N. Hirlinger Saylor,^{30,§} M. Holtrop,³¹ S. M. Hughes,⁷ Y. Ilieva,²⁴ D. G. Ireland,⁶ B. S. Ishkhanov,²⁷ E. L. Isupov,²⁷ H. S. Jo,⁵ S. Joosten,³² C. D. Keith,⁹ D. Keller,^{20,16} G. Khachatryan,²³ M. Khandaker,^{18,33} A. Kim,^{34,¶} W. Kim,³⁴ A. Klein,⁸ F. J. Klein,³⁵ S. Koirala,⁸ V. Kubarovskiy,⁹ S. E. Kuhn,⁸ P. Lenisa,¹⁹ K. Livingston,⁶ H. Y. Lu,²⁴ I. J. D. MacGregor,⁶ N. Markov,¹ M. Mayer,⁸ B. McKinnon,⁶ D. G. Meekins,⁹ T. Mineeva,¹ M. Mirazita,⁴ V. Mokeev,^{9,27} R. Montgomery,⁴ C. I. Moody,²⁶ H. Moutarde,² A. Movsisyan,¹⁹ C. Munoz Camacho,⁵ P. Nadel-Turonski,^{9,35} I. Niculescu,²⁹ M. Osipenko,¹⁰ A. I. Ostrovidov,²¹ M. Paolone,³² L. L. Pappalardo,¹⁹ K. Park,^{9,24,**} S. Park,²¹ E. Pasyuk,^{9,36} P. Peng,²⁰ W. Phelps,¹² O. Pogorelko,¹¹ J. W. Price,³⁷ Y. Prok,⁸ D. Protopopescu,⁶ A. J. R. Puckett,¹ M. Ripani,¹⁰ A. Rizzo,¹⁷ G. Rosner,⁶ P. Rossi,^{4,9} P. Roy,²¹ F. Sabatié,² C. Salgado,³³ D. Schott,^{14,12} R. A. Schumacher,³⁸ I. Senderovich,³⁶ A. Simonyan,²³ I. Skorodumina,²⁴ D. Sokhan,^{6,7} N. Sparveris,³² S. Stepanyan,⁹ P. Stoler,³⁰ I. I. Strakovskiy,¹⁴ S. Strauch,²⁴ V. Sytnik,¹⁵ M. Taiuti,^{10,39} W. Tang,¹⁶ Y. Tian,²⁴ M. Ungaro,^{9,1} H. Voskanyan,²³ E. Voutier,⁴⁰ N. K. Walford,³⁵ D. P. Watts,⁷ X. Wei,⁹ L. B. Weinstein,⁸ M. H. Wood,^{41,24} N. Zachariou,²⁴ L. Zana,⁷ J. Zhang,^{9,8} and I. Zonta¹⁷

(CLAS Collaboration)

¹University of Connecticut, Storrs, Connecticut 06269, USA

²CEA, Centre de Saclay, Irfu/Service de Physique Nucléaire, 91191 Gif-sur-Yvette, France

³Fairfield University, Fairfield, Connecticut 06824, USA

⁴INFN, Laboratori Nazionali di Frascati, 00044 Frascati, Italy

⁵Institut de Physique Nucléaire Orsay, 91406 Orsay, France

⁶University of Glasgow, Glasgow G12 8QQ, United Kingdom

⁷Edinburgh University, Edinburgh EH9 3JZ, United Kingdom

⁸Old Dominion University, Norfolk, Virginia 23529, USA

⁹Thomas Jefferson National Accelerator Facility, Newport News, Virginia 23606, USA

¹⁰INFN, Sezione di Genova, 16146 Genova, Italy

¹¹Institute of Theoretical and Experimental Physics, Moscow 117259, Russia

¹²Florida International University, Miami, Florida 33199, USA

¹³College of William and Mary, Williamsburg, Virginia 23187-8795, USA

¹⁴The George Washington University, Washington, D.C. 20052, USA

¹⁵Universidad Técnica Federico Santa María, Casilla 110-V Valparaíso, Chile

¹⁶Ohio University, Athens, Ohio 45701, USA

¹⁷INFN, Sezione di Roma Tor Vergata, 00133 Roma, Italy

¹⁸Idaho State University, Pocatello, Idaho 83209, USA

¹⁹INFN, Sezione di Ferrara, 44100 Ferrara, Italy

²⁰University of Virginia, Charlottesville, Virginia 22901, USA

²¹Florida State University, Tallahassee, Florida 32306, USA

²²Università di Roma Tor Vergata, 00133 Roma, Italy

²³Yerevan Physics Institute, 375036 Yerevan, Armenia

²⁴University of South Carolina, Columbia, South Carolina 29208, USA

²⁵Christopher Newport University, Newport News, Virginia 23606, USA

²⁶Argonne National Laboratory, Argonne, Illinois 60439, USA

²⁷Skobeltsyn Institute of Nuclear Physics, Lomonosov Moscow State University, 119234 Moscow, Russia

²⁸INFN, Sezione di Torino, Torino, Italy

²⁹James Madison University, Harrisonburg, Virginia 22807, USA

³⁰Rensselaer Polytechnic Institute, Troy, New York 12180-3590, USA

³¹University of New Hampshire, Durham, New Hampshire 03824-3568, USA

- ³²Temple University, Philadelphia, Pennsylvania 19122, USA
³³Norfolk State University, Norfolk, Virginia 23504, USA
³⁴Kyungpook National University, Daegu 702-701, Republic of Korea
³⁵Catholic University of America, Washington, D.C. 20064, USA
³⁶Arizona State University, Tempe, Arizona 85287-1504, USA
³⁷California State University, Dominguez Hills, Carson, California 90747, USA
³⁸Carnegie Mellon University, Pittsburgh, Pennsylvania 15213, USA
³⁹Università di Genova, 16146 Genova, Italy
⁴⁰LPSC, Université Grenoble-Alps, CNRS/IN2P3, Grenoble, France
⁴¹Canisius College, Buffalo, New York 14208, USA

(Received 24 October 2014; published 22 January 2015; publisher error corrected 6 February 2015)

A measurement of the electroproduction of photons off protons in the deeply inelastic regime was performed at Jefferson Lab using a nearly 6 GeV electron beam, a longitudinally polarized proton target, and the CEBAF Large Acceptance Spectrometer. Target-spin asymmetries for $ep \rightarrow e'p'\gamma$ events, which arise from the interference of the deeply virtual Compton scattering and the Bethe-Heitler processes, were extracted over the widest kinematics in Q^2 , x_B , t , and ϕ , for 166 four-dimensional bins. In the framework of generalized parton distributions, at leading twist the t dependence of these asymmetries provides insight into the spatial distribution of the axial charge of the proton, which appears to be concentrated in its center. These results also bring important and necessary constraints for the existing parametrizations of chiral-even generalized parton distributions.

DOI: 10.1103/PhysRevLett.114.032001

PACS numbers: 13.60.-r, 13.40.Gp, 14.20.Dh, 25.30.Dh

Nearly 60 years after Hofstadter's direct measurement of the finite size of the proton [1], the way the bulk properties of the nucleon, such as its mass and spin, are connected to the dynamics of its constituents is still a subject of intense research. Quantum chromodynamics, the fundamental theory of the strong interaction, is still unsolved for quarks confined in the nucleon. Therefore, phenomenological functions need to be used to connect experimental observables with the inner dynamics of the constituents of the nucleons, the partons. The generalized parton distributions (GPDs) emerged two decades ago as a universal tool to describe hadrons, and nucleons, in particular, in terms of their elementary constituents, quarks and gluons [2–7]. The GPDs combine and generalize the features of the form factors measured in elastic scattering and of the parton distribution functions obtained via deep inelastic scattering. In a reference frame in which the nucleon moves at the speed of light, the GPDs correlate the longitudinal momentum and the transverse position of partons in a given helicity state. They can also give access to the contribution to the nucleon spin from the orbital angular momentum of the quarks, via Ji's sum rule [4]. At leading order in the QCD coupling constant α_s and at leading twist (i.e., neglecting quark-gluon interactions or higher-order quark loops), considering only quark GPDs and quark-helicity conserving quantities, there are four different GPDs for the nucleon: H , E , \tilde{H} , \tilde{E} , which can be measured in exclusive electroproduction reactions at high electron-momentum transfer.

Deeply virtual Compton scattering (DVCS) ($ep \rightarrow e'p'\gamma$, Fig. 1) is the simplest process to access the GPDs of the proton. At high γ^* virtuality $Q^2 = -(e - e')^2$, and at leading

twist, which is valid at small squared momentum transfer to the proton $-t$ relative to Q^2 , this process corresponds to the absorption of a virtual photon by a quark carrying a fraction ($x + \xi$) of the longitudinal momentum of the proton with respect to its direction. The struck quark emits a real photon, as a result of which its final longitudinal momentum fraction is ($x - \xi$). The amplitude for DVCS can be factorized [4] into a hard-scattering part (calculable in perturbative QCD) and a nonperturbative part, encoding the soft structure of the nucleon, parametrized by the GPDs. The GPDs depend on the three kinematic variables x , ξ , and t , which are defined in the caption of Fig. 1. The Fourier transform, at $\xi = 0$, of the t dependence of a GPD provides the spatial distribution in the transverse plane for partons having a longitudinal momentum fraction x [8].

DVCS shares the same final state with the Bethe-Heitler (BH) process, where a real photon is emitted by either the

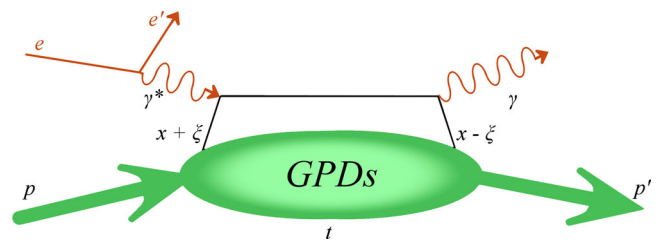


FIG. 1 (color online). The “handbag” diagram for the DVCS process on the proton $ep \rightarrow e'p'\gamma$. $t = (p - p')^2$ is the squared four-momentum transfer between the initial and final protons. ξ is proportional to the Bjorken variable x_B [$\xi \approx x_B / (2 - x_B)$, where $x_B = Q^2 / 2M\nu$, M is the proton mass, and $\nu = E_e - E_{e'}$]. x is not accessible experimentally in the DVCS process.

incoming or the scattered electron. At the cross-section level, the BH process is typically larger than DVCS, but information on the latter can be obtained by extracting the DVCS-BH interference term and exploiting the fact that the amplitude of BH process can be accurately computed. It was shown [7] that a spin-dependent asymmetry, with respect to the spin of either the incoming electron or the target nucleon, of the $ep \rightarrow e'p'\gamma$ reaction at leading twist depends mainly on the DVCS-BH interference. Such spin asymmetries can then be connected to combinations of real and imaginary parts of Compton form factors (CFFs), defined as [6]

$$\begin{aligned} \text{Re}\mathcal{F} &= \mathcal{P} \int_{-1}^1 dx \left[\frac{1}{x-\xi} \mp \frac{1}{x+\xi} \right] F(x, \xi, t), \\ \text{Im}\mathcal{F} &= -\pi [F(\xi, \xi, t) \mp F(-\xi, \xi, t)], \end{aligned} \quad (1)$$

where F represents any of the four GPDs, \mathcal{P} is the principal value integral, and the top and bottom signs correspond, respectively, to the quark-helicity independent (H , E) and the quark-helicity dependent (\tilde{H} , \tilde{E}) GPDs.

Depending on the polarization observable extracted, different sensitivities to the four GPDs can be realized. For instance, the target-spin asymmetry for a longitudinally polarized proton target A_{UL} is sensitive to a combination of $\text{Im}\tilde{\mathcal{H}}$ and $\text{Im}\mathcal{H}$. Conversely, the beam-spin asymmetry measured using a polarized beam is dominated by $\text{Im}\mathcal{H}$. While H is connected to the distribution of the electric charge in the nucleon, \tilde{H} is related to the nucleon axial charge [7], which expresses the probability that an axial particle (such as W , Z , a_1 , etc.) couples to the nucleon, providing a bridge between the strong and the weak interactions. At leading twist A_{UL} can be expressed as a function of the angle ϕ between the leptonic ($e \times e'$) and hadronic ($\gamma^* \times p'$) planes for each bin in (Q^2, ξ, t) as [7]

$$A_{\text{UL}}(\phi) \sim \frac{\alpha \sin \phi}{1 + \beta \cos \phi}, \quad (2)$$

where the β term arises mainly from the BH amplitude, while the GPDs appear in the DVCS-BH interference term α as a linear combination of the four imaginary parts of the CFFs. The coefficients of this sum, which are (Q^2, ξ, t) -dependent kinematic factors and the precisely known electromagnetic form factors, enhance the contribution of $\text{Im}\tilde{\mathcal{H}}$ and, in a lesser way, of $\text{Im}\mathcal{H}$ with respect to the other CFFs. Beyond the leading twist, i.e., when $-t \sim Q^2$, additional $\sin(n\phi)$ terms, with $n \geq 2$, appear in the numerator of Eq. (2).

After the first observations of a $\sin \phi$ dependence for $ep \rightarrow e'p'\gamma$ events—a signature of the DVCS-BH interference—in low-statistics beam-spin asymmetry measurements [9,10], various high-statistics DVCS experiments were performed. As of today, polarized and unpolarized cross sections measured at Jefferson Lab Hall A [11]

indicate, via a Q^2 -scaling test, that the factorization and leading-twist approximations are valid already at relatively low Q^2 [$\sim 1-2$ (GeV/ c)²]. High-statistics and wide-coverage beam-spin asymmetries measured in Hall B with the CEBAF Large Acceptance Spectrometer (CLAS) [12] brought important constraints for the parametrization of the GPD H . Exploratory measurements of the longitudinal target-spin asymmetry were made by CLAS [13] and HERMES [14], but the low statistical precision of the data did not allow one to map simultaneously its Q^2 , x_B , t , and ϕ dependence. Therefore, unlike H , the GPD \tilde{H} has not yet been well constrained.

This Letter presents results of longitudinal target-spin asymmetries for the DVCS-BH process obtained, for the first time, over a large phase space and in four-dimensional bins in Q^2 , x_B , t , and ϕ . The data were taken in Hall B at Jefferson Lab in 2009, using a polarized electron beam with an average energy of 5.932 GeV that impinged on a solid, dynamically polarized 1.5-cm-long ammonia target [15]. Protons in paramagnetically doped ¹⁴NH₃ were continuously polarized along the beam direction at 5 T and 1 K by microwave irradiation. A superconducting split-coil magnet provided the uniform polarizing field for the target and at the same time focused the low-energy Møller electrons towards the beam line, away from the detectors. Periodically, data were taken on a ¹²C target for unpolarized-background studies.

The scattered electron, the recoil proton, and the photon were detected in CLAS [16]. A totally absorbing Faraday cup downstream of CLAS was used to determine the integrated beam charge passing through the target. The trigger, defined by the scattered electron, was provided by matching signals in the same sector for the Cherenkov counters and the electromagnetic calorimeters (EC). In off-line analysis, energy cuts on the EC allowed for rejection of the negative-pion background. Protons, deflected by the magnetic field of the superconducting toroid, passed through three regions of drift chambers, for momentum measurement, and reached an array of scintillator paddles, for time-of-flight measurement and particle identification. Photons were detected by the EC for polar angles from 17° to 43° and by the inner calorimeter [12] from 4° to 15°.

Once all three final-state particles ($ep\gamma$) were identified and their momenta and angles measured, channel-selection cuts were applied on the following four quantities: the missing mass of X in the $ep \rightarrow e'p'X$ reaction, the missing transverse momentum $p_t(X)$ in the $ep \rightarrow e'p'\gamma X$ reaction, the cone angle $\theta_{\gamma X}$ between the measured and the kinematically reconstructed photon from $ep \rightarrow e'p'X$, and the difference $\Delta\phi$ between two ways to compute the angle ϕ (defining the hadronic plane using the directions of the proton and of either the real or the virtual photon). Figure 2 shows, as examples, the effect of the cuts on the missing mass of X in $ep \rightarrow e'p'X$ (left) and on $\Delta\phi$ (right). The gray shaded and black shaded areas represent the events after all

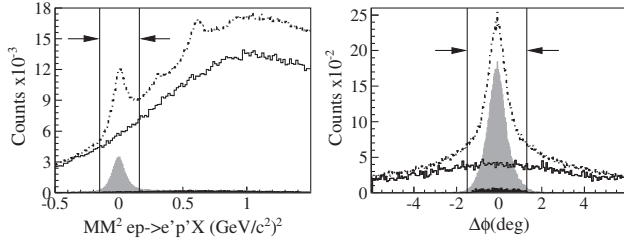


FIG. 2. Left: Squared missing mass of X in the $ep \rightarrow e'p'X$ reaction; right: $\Delta\phi$. The dot-dashed and solid lines show the events before exclusivity cuts for, respectively, $^{14}\text{NH}_3$ and ^{12}C data; the gray shaded and black shaded plots are the events after all cuts but the one on the plotted variable were applied for, respectively, $^{14}\text{NH}_3$ and ^{12}C data. The lines and arrows show the limits of the cuts. The plots for $^{14}\text{NH}_3$ and ^{12}C data are normalized to each other via their relative luminosities.

exclusivity cuts, except the one on the plotted variable, were applied for the $^{14}\text{NH}_3$ and ^{12}C data, respectively. The black shaded areas, in particular, show how the cuts drastically reduce the effect of the nuclear background from ^{14}N . The remaining ^{14}N contamination was evaluated using a dilution factor accounting for the fraction of $e'p'\gamma$ events originating from the polarized hydrogen relative to the total number of $e'p'\gamma$ events from all materials in the target. This factor was determined using data taken on $^{14}\text{NH}_3$ and on ^{12}C targets, each normalized by the accumulated charge and corrected for the different areal densities of the target materials. The resulting dilution factor ($D_f = 0.923 \pm 0.007$) was applied to the final asymmetry as in Eq. (3).

The selected $e'p'\gamma$ event sample was divided into 166 four-dimensional kinematical bins, with 5 bins in the Q^2 - x_B space, 4 in $-t$, and 10 in ϕ , and according to the sign of the target polarization with respect to the beam direction. Asymmetries were then reconstructed for each bin according to

$$A_{\text{UL}} = \frac{1}{D_f} \frac{(N_+ - N_-)}{(N_+ P_T^- + N_- P_T^+)}, \quad (3)$$

where $N_{+(-)}$ are the number of counts, normalized by the accumulated charge measured by the Faraday cup for each target-polarization sign, and $P_T^{+(-)}$ are the values of the positive (negative) target polarizations.

For each bin and for each target polarization sign, the counts N were corrected by subtracting from the $e'p'\gamma$ yield the contamination from $e'p'\pi^0$ events in which one of the two π^0 -decay photons had escaped detection. The contamination was computed as the product of the yield for measured $e'p'\pi^0$ events times the ratio of the acceptances, obtained via Monte Carlo simulations, for $e'p'\pi^0$ events applying, respectively, the $e'p'\gamma$ selection cuts and the cuts needed to select the $e'p'\pi^0$ final state. The average effect of the background subtraction was $\sim 11\%$ of the asymmetry at 90° , and typically smaller than the statistical uncertainties.

The target polarizations P_T^\pm [$P_T^+ = (79 \pm 4)\%$, $P_T^- = (74 \pm 3)\%$] were computed by extracting the product of beam and target polarizations ($P_b P_T$) measuring the well-known elastic-scattering asymmetry [17] and using the beam polarization value [$P_b = (84 \pm 2)\%$] that had been measured during dedicated Møller runs throughout the experiment.

The asymmetry, which in Eq. (3) is defined with respect to the beam direction to which the target polarization was aligned, was corrected to be redefined with respect to the virtual photon, for consistency with the convention adopted in the theory. On average this correction modifies the asymmetry by 4% relative to its value at 90° , which is always much smaller than the statistical uncertainties. The same holds for its associated systematic uncertainty. Bin-centering corrections, which had minimal impact, were also applied. Radiative corrections to A_{UL} were computed [18] and found to be, for CLAS kinematics, below the 0.1% level, and were thus neglected in this work.

The main source of systematic uncertainties is the sensitivity of A_{UL} to the exclusivity cuts. Other sources of systematic uncertainties are the dilution factor, the beam and target polarizations, and the π^0 contamination. These effects were estimated on a bin-by-bin basis, recomputing the asymmetry varying within reasonable limits each factor of uncertainty. The individual systematic uncertainties were then added in quadrature, and their average, relative to the average value of the asymmetry at 90° , is $\sim 15\%$. For 97% of the data points the total systematic uncertainty was found to be smaller than the statistical uncertainty.

The resulting target-spin asymmetries [19], covering the kinematic ranges $1 < Q^2 < 5.2$ (GeV/c^2), $0.12 < x_B < 0.6$, $0.08 < -t < 2$ (GeV/c^2), are shown as a function of ϕ in Fig. 3. The asymmetries exhibit a clear $\sin\phi$ -type modulation, which is expected at leading twist for the DVCS-BH interference. The average amplitude is ~ 0.2 . The variable displaying the biggest variations in shape and amplitude is $-t$.

The measured ϕ distributions of A_{UL} were fit, where possible, with the function of Eq. (2). Fits were also done, where the statistics allowed, adding an extra $\sin 2\phi$ term to the numerator. This term turned out to be negligible compared to the $\sin\phi$ term, gaining strength in the low- Q^2 kinematics as $-t$ increased. Interpreted in the GPD framework, this result points towards the dominance of the leading-twist handbag process of Fig. 1 over higher-twist diagrams. The $-t$ dependence of the A_{UL} fit parameter α for each bin in Q^2 - x_B is shown in Fig. 4, panels (a) to (e). The trend of the target-spin asymmetry as a function of $-t$ is quite different from what was observed for the beam-spin asymmetry [12], which displayed a much stronger drop, by about a factor of 3 on average, for all Q^2 - x_B kinematics but more markedly at low x_B . It must be recalled that the DVCS-BH beam-spin and target-spin asymmetries are mostly sensitive to the GPDs H and to a combination of \tilde{H}

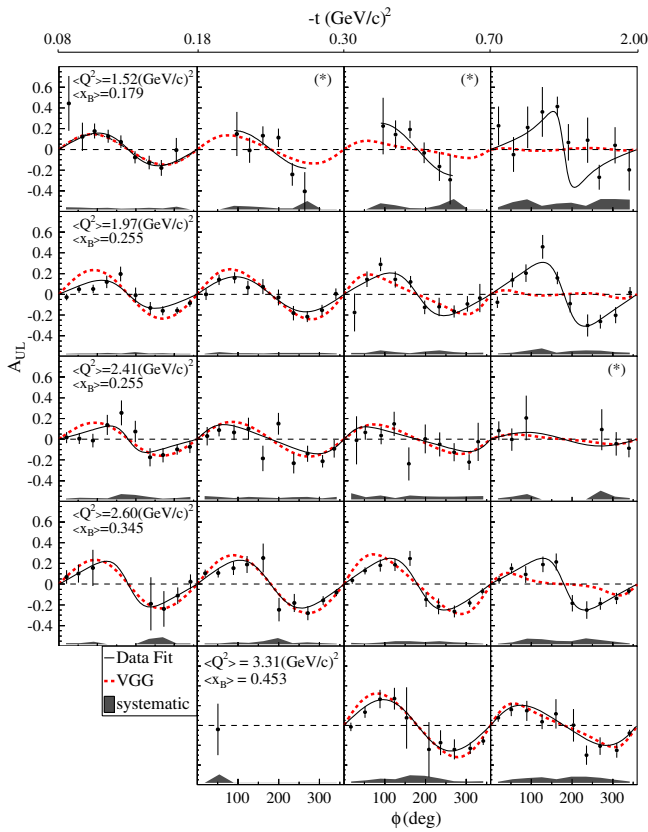


FIG. 3 (color online). Target-spin asymmetry (A_{UL}) for DVCS-BH events as a function of ϕ for each three-dimensional bin in Q^2 - x_B (rows) and $-t$ (columns) (the bin limits are shown on the top axis). The shaded bands represent the systematic uncertainties. The thin black line is the fit to A_{UL} with the function $\alpha \sin \phi / (1 + \beta \cos \phi)$ [for all bins but those marked with (*), which were fitted with $\alpha \sin \phi$ due to the limited ϕ coverage]. The dashed red lines are the predictions of the VGG model [20].

and H , respectively. Therefore, considering that the t slope of the GPDs is linked via a Fourier-like transform to the transverse position of the struck parton [21], this result suggests that the axial charge (linked to $\text{Im}\tilde{H}$) is more concentrated in the center of the nucleon than the electric charge (linked to $\text{Im}\mathcal{H}$), confirming what was first observed in Ref. [22]. This is in agreement with the behavior as a function of Q^2 of the axial form factor, which is the first moment in x of \tilde{H} , and which was measured in π^+ electroproduction experiments on the proton as well as in neutrino-nucleon scattering [23]. Our result adds to this the extra information on the longitudinal momentum of the partons.

Panel (f) of Fig. 4 shows the comparison of A_{UL} with the previous data from HERMES [14] and CLAS [13]: here our data were integrated over Q^2 - x_B , as there is no overlap between our 5 bin centers and the central kinematics of the other data sets, and were fitted for 9 intervals in $-t$ with the function $\alpha \sin \phi + \beta \sin 2\phi$ to be consistent with the fits employed for the other data.

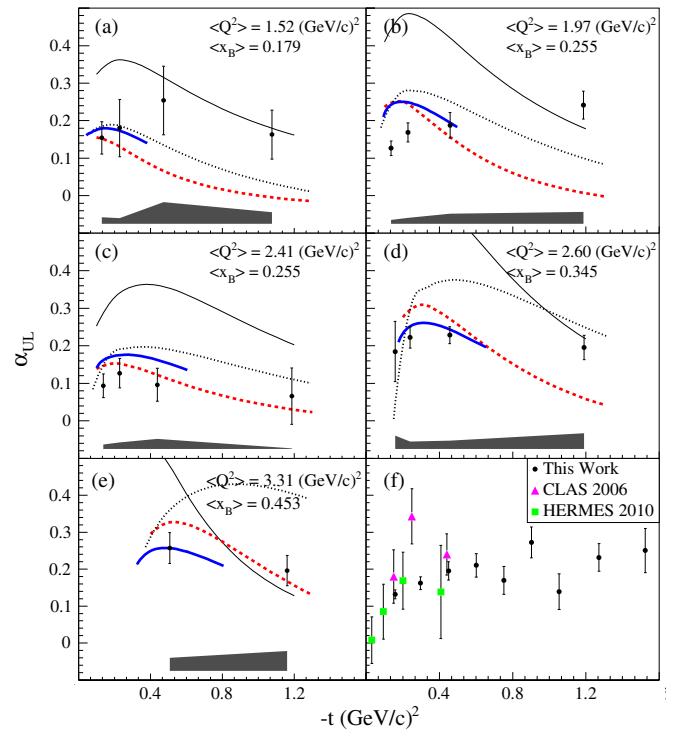


FIG. 4 (color online). Plots (a)–(e): $-t$ dependence of the $\sin \phi$ amplitude of A_{UL} for each Q^2 - x_B bin. The shaded bands represent the systematic uncertainties. The curves show the predictions of four GPD models: (i) VGG [20] (red dashed line), (ii) GK [24] (black dotted line), KMM12 [25] (blue thick solid line), GGL [26] (black solid line). Plot (f): Comparison of the $\sin \phi$ amplitude of A_{UL} as a function of $-t$ for the results of this work (black dots) integrated over all Q^2 and x_B values [$\langle Q^2 \rangle = 2.4$ (GeV/c) 2 , $\langle x_B \rangle = 0.31$], the HERMES results [14] (green squares) at $\langle Q^2 \rangle = 2.459$ (GeV/c) 2 , $\langle x_B \rangle = 0.096$, and the previously published CLAS results [13] (pink triangles), at $\langle Q^2 \rangle = 1.82$ (GeV/c) 2 , $\langle x_B \rangle = 0.28$.

Our results improve the existing statistics by more than a factor of 5 in the $-t$ region up to ~ 0.4 (GeV/c) 2 , and extend the $-t$ range up to 1.6 (GeV/c) 2 .

In panels (a)–(e) of Fig. 4 predictions from four GPD-based models, listed in the caption, are included. Both the Vanderhaegen-Guichon-Guidal (VGG) and Goloskokov-Kroll (GK) models are based on double distributions [2,27] to parametrize the (x, ξ) dependence of the GPDs and on Regge phenomenology for their t dependence. The main differences between these two models are in the parametrization of the high- t part of the electromagnetic form factors and in the fact that the parameters of GK are tuned using low- x_B deeply virtual meson production data from HERA. KMM12 is a hybrid model designed for global fitting, in which sea-quark GPDs are represented as infinite sums of t -channel exchanges; valence quarks are modeled in terms of these GPDs on the line $\xi = x$. The parameters of KMM12 were fixed using polarized- and unpolarized-proton DVCS data from HERMES [14,28]. The range of

applicability of this model is defined by the relation $-t < (Q^2/4)$. The Goldstein-Gonzalez-Liuti (GGL) model provides a diquark-model parametrization of the GPDs with Regge behavior for the t dependence. The parameters of GGL were obtained by fitting deep inelastic scattering structure functions and the recent flavor-separated nucleon form factor data [29].

While the VGG and GK models are in fair agreement with the data at low $-t$, especially for the lowest Q^2 - x_B bin, the quark-diquark-based model misses the data and tends to diverge away from the measured A_{UL} values going toward higher x_B for all $-t$. The data do not exhibit as strong a drop at high $-t$ as the four models predict. In the low- Q^2 and high- t region, where we also observe a change of shape in the ϕ distribution compared to the model predictions (see Fig. 3, last columns of the first two rows), the leading-twist approximation, which is at the core of all these GPD models, could be one of the causes of the discrepancies. The predictions of the VGG and GK models are, as expected, quite similar, as they share common concepts, but start to differ as x_B increases: this is to be expected because the GK model contains parameters that were tuned using low- x_B HERA data on meson production, and therefore it is not optimized for the valence region ($x_B \gtrsim 0.3$). Moreover, the parametrization of the $-t$ dependence, although Regge inspired in both cases, is handled differently in the two models. The KMM12 model gives the best fit to the data, especially at the highest x_B , but due to its $-t < (Q^2/4)$ prescription it cannot be applied to all the available kinematic bins.

In summary, for the first time four-dimensional target-spin asymmetries with longitudinally polarized protons arising from the interference of deeply virtual Compton scattering and the Bethe-Heitler process were extracted over a large phase space. A_{UL} was measured for 166 bins in Q^2 , x_B , $-t$, and ϕ , with an average statistical precision of $\sim 25\%$, which largely dominates the systematic uncertainties. The ϕ dependence of the obtained asymmetries was studied. Interpreting this result in the GPD framework, the dominance of the leading-twist handbag mechanism can be observed via the prevalence of the $\sin\phi$ term, especially at low t and high Q^2 . The t slope of the asymmetry, shallower with respect to that of the beam-spin asymmetry in the same kinematic range, suggests, within the leading-twist approximation, that the axial charge is more focused in the center of the proton than the electric charge. Predictions of four GPD-based models are in qualitative agreement at low Q^2 - x_B and $-t$ with the data, but fail to predict the correct t dependence of the data in the other kinematics, proving the importance of our results to improve the parametrizations of the GPD \tilde{H} . Thanks to their vast t coverage, our results can also provide a starting point to understand higher-twist effects. These data, combined with the beam-spin asymmetry results from CLAS [12] and with the double-spin asymmetry obtained

using this same data set [30], will bring strong constraints for model-independent extractions of generalized parton distributions [31–34].

We thank the staff of the Accelerator and Physics Divisions and of the Target Group at Jefferson Lab for making the experiment possible. We give special thanks to M. Guidal, F. Sabatié, S. Liuti, D. Müller, and K. Kumericki for the theoretical support. This work was supported in part by the U.S. Department of Energy (No. DE-FG02-96ER40950) and National Science Foundation, the French Centre National de la Recherche Scientifique and Commissariat à l’Energie Atomique, the French-American Cultural Exchange (FACE), the Italian Istituto Nazionale di Fisica Nucleare, the Chilean Comisión Nacional de Investigación Científica y Tecnológica (CONICYT), the National Research Foundation of Korea, and the UK Science and Technology Facilities Council (STFC). The Jefferson Science Associates (JSA) operates the Thomas Jefferson National Accelerator Facility for the U.S. Department of Energy under Contract No. DE-AC05-06OR23177.

*Corresponding author.

silvia@jlab.org

[†]University of Kentucky, Lexington, Kentucky 40506, USA.

[‡]Thomas Jefferson National Accelerator Facility, Newport News, Virginia 23606, USA.

[§]University of Massachusetts, Amherst, Massachusetts 01003, USA.

[¶]University of Connecticut, Storrs, Connecticut 06269, USA.

^{**}Old Dominion University, Norfolk, Virginia 23529, USA.

- [1] R. Hofstadter, *Rev. Mod. Phys.* **28**, 214 (1956).
- [2] D. Müller, D. Robaschik, B. Geyer, F.-M. Dittes, and J. Hořejši, *Fortschr. Phys.* **42**, 101 (1994).
- [3] A. V. Radyushkin, *Phys. Rev. D* **56**, 5524 (1997).
- [4] X.-D. Ji, *Phys. Rev. Lett.* **78**, 610 (1997).
- [5] M. Diehl, *Eur. Phys. J. C* **25**, 223 (2002).
- [6] A. V. Belitsky, D. Müller, and A. Kirchner, *Nucl. Phys.* **B629**, 323 (2002).
- [7] A. V. Belitsky and A. V. Radyushkin, *Phys. Rep.* **418**, 1 (2005).
- [8] M. Burkhardt, *Phys. Rev. D* **62**, 071503 (2000).
- [9] S. Stepanyan *et al.* (CLAS Collaboration), *Phys. Rev. Lett.* **87**, 182002 (2001).
- [10] A. Airapetian *et al.* (HERMES Collaboration), *Phys. Rev. Lett.* **87**, 182001 (2001).
- [11] C. Muñoz Camacho *et al.* (Hall A Collaboration), *Phys. Rev. Lett.* **97**, 262002 (2006).
- [12] F. X. Girod *et al.* (CLAS Collaboration), *Phys. Rev. Lett.* **100**, 162002 (2008).
- [13] S. Chen *et al.* (CLAS Collaboration), *Phys. Rev. Lett.* **97**, 072002 (2006).
- [14] A. Airapetian *et al.* (HERMES Collaboration), *J. High Energy Phys.* **06** (2010) 019.

- [15] C. D. Keith *et al.*, *Nucl. Instrum. Methods Phys. Res., Sect. A* **501**, 327 (2003).
- [16] B. A. Mecking *et al.*, *Nucl. Instrum. Methods Phys. Res., Sect. A* **503**, 513 (2003).
- [17] The definition of the asymmetry of T. W. Donnelly and A. S. Raskin, *Ann. Phys. (N.Y.)* **169**, 247 (1986); with the parametrization of the electromagnetic form factors of A. Puckett *et al.*, *Phys. Rev. Lett.* **104**, 242301 (2010), was adopted.
- [18] A. V. Afanasev, M. I. Konchatnij, and N. P. Merenkov, *J. Exp. Theor. Phys.* **102**, 220 (2006).
- [19] <http://clasweb.jlab.org/physicsdb/intro.html>.
- [20] M. Guidal, M. V. Polyakov, A. V. Radyushkin, and M. Vanderhaeghen, *Phys. Rev. D* **72**, 054013 (2005).
- [21] It was shown in Ref. [8] that at $\xi = 0$ the distribution of partons with momentum fraction x in the transverse (\vec{b}_\perp) space, $q(x, \vec{b}_\perp)$, is given by $q(x, \vec{b}_\perp) = \int (d^2\vec{\Delta}_\perp / (2\pi)^2) e^{i\vec{\Delta}_\perp \cdot \vec{b}_\perp} H(x, 0, -\vec{\Delta}_\perp^2)$, where $\vec{\Delta}_\perp$ is the momentum transfer at $\xi = 0$. To extend this relation to the present case ($\xi \neq 0$, $x = \xi$), a model-dependent “de-skewing” factor ($H(\xi, 0, -\vec{\Delta}_\perp^2) / H(\xi, \xi, t)$) must be included—and similarly for \tilde{H} . This factor was estimated to be between 0.9 to 1.1, depending on the model and on the kinematics [33].
- [22] M. Guidal, *Phys. Lett. B* **693**, 17 (2010).
- [23] A. Bodek, S. Avvakumov, R. Bradford, and H. Budd, *Eur. Phys. J. C* **53**, 349 (2008).
- [24] P. Kroll, H. Moutarde, and F. Sabatié, *Eur. Phys. J. C* **73**, 2278 (2013).
- [25] K. Kumericki, D. Müller, and M. Murray, *Phys. Part. Nucl.* **45**, 723 (2014).
- [26] S. Liuti (private communication); G. R. Goldstein, J. O. Gonzalez-Hernandez, and S. Liuti, *Phys. Rev. D* **84**, 034007 (2011); J. O. Gonzalez-Hernandez, S. Liuti, G. R. Goldstein, and K. Kathuria, *Phys. Rev. C* **88**, 065206 (2013).
- [27] A. V. Radyushkin, *Phys. Rev. D* **59**, 014030 (1998).
- [28] A. Airapetian *et al.* (HERMES Collaboration), *J. High Energy Phys.* **10** (2012) 042.
- [29] G. D. Cates, C. W. de Jager, S. Riordan, and B. Wojtsekhowski, *Phys. Rev. Lett.* **106**, 252003 (2011).
- [30] S. Pisano *et al.* (CLAS Collaboration) (to be published).
- [31] M. Guidal and H. Moutarde, *Eur. Phys. J. A* **42**, 71 (2009).
- [32] H. Moutarde, *Phys. Rev. D* **79**, 094021 (2009).
- [33] M. Guidal, H. Moutarde, and M. Vanderhaeghen, *Rep. Prog. Phys.* **76**, 066202 (2013).
- [34] K. Kumericki, D. Müller, and A. Schafer, *J. High Energy Phys.* **07** (2011) 073.